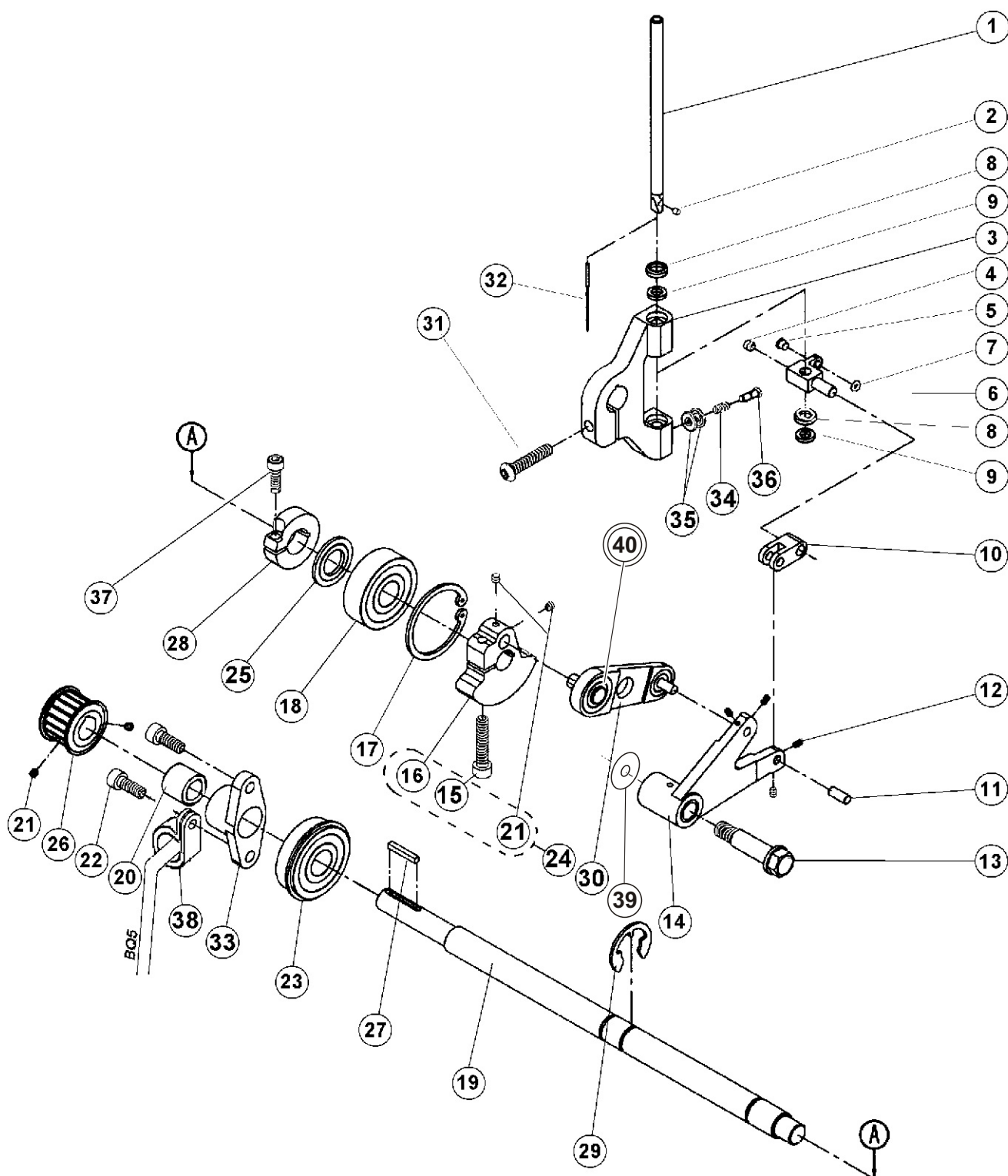


TABLE OF CONTENTS

Needle Bar	3-2
Clamping	3-4
Clamping Angle.....	3-6
Thread Trimmer.....	3-8
Shifter Mechanism	3-10
Feed Mechanism	3-14
Looper Mechanism.....	3-16
Base.....	3-18
Bite Mechanism.....	3-20
Thread Draw-off Mechanism	3-22
Main Cam.....	3-24
Head Assembly	3-26
Bedplate.....	3-28
Covers.....	3-30
Lubrication.....	3-32
Table.....	3-34
Electrical (ISBH+I) - I.....	3-38
Electrical - II	3-40
Electrical - III.....	3-42
Pneumatics.....	3-44
Pneumatics Indexer.....	3-46
Indexer Linear Guide.....	3-48
Indexer Clamping Assembly.....	3-50
Indexer Assembly.....	3-52
Indexer Guide Assembly.....	3-54
Clamping Feed Straight.....	3-56
Indexer Clamping - Angle.....	3-58
Indexer Cover - Angle.....	3-60
Indexer Guide - Angle.....	3-62
Clamp Feet - Angle.....	3-64
Thread Pick-up..	3-66
Accessories Extra Parts - Thread Pick-Up.....	3-68
Accessories.....	3-70
Recommended spare parts	3-72

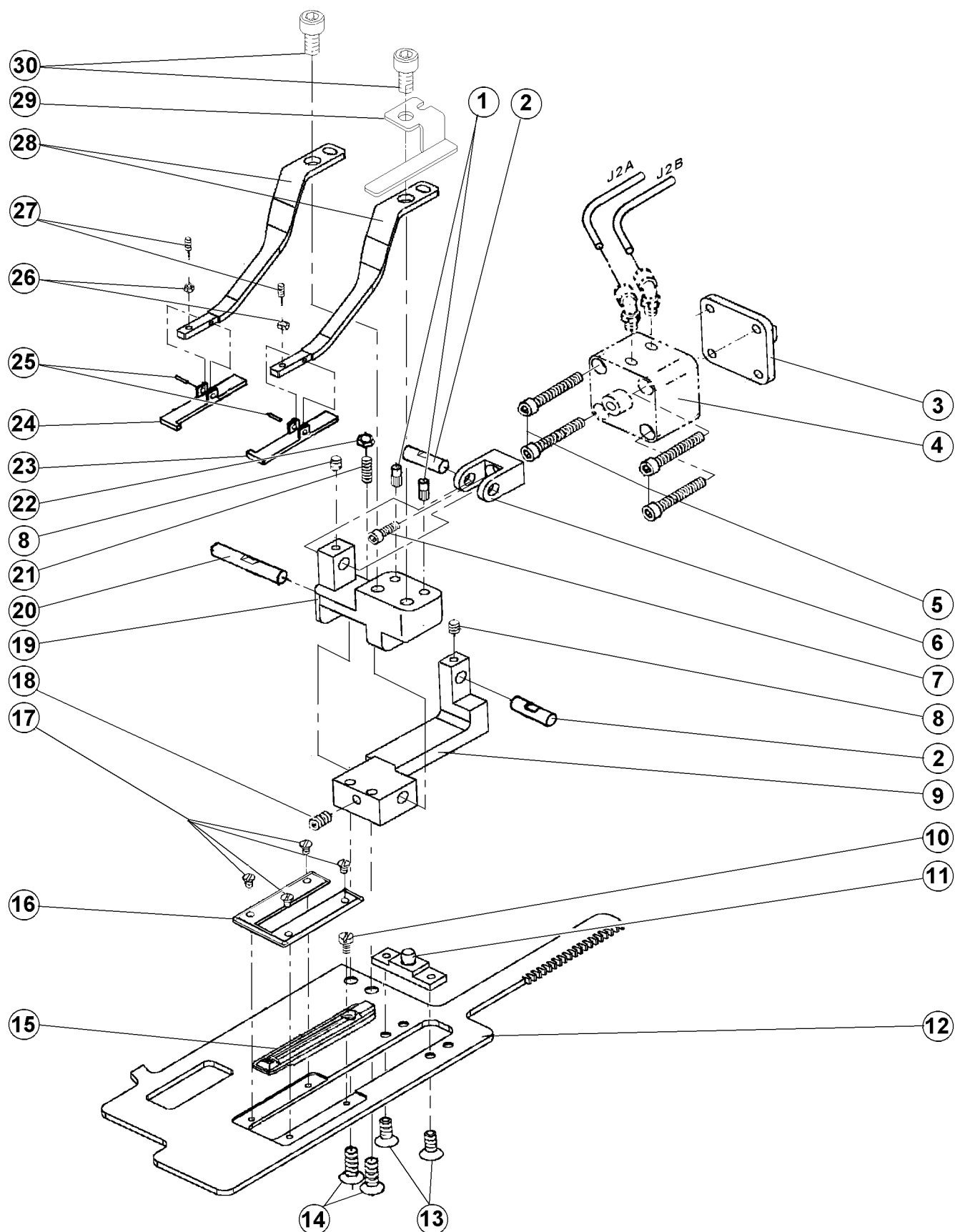
NEEDLE BAR



NEEDLE BAR

DET	PART NUMBER	DESCRIPTION	QTY.
01	22.0195.0.000	Needle Bar	1
02	01.2193.0.000	Screw 4-60	1
03	24.0510.0.000	Needle Bar Holder ●	1
04	08.6400.5.005	Set Screw M5 x 5	1
05	01.7447.1.000	Porcelain Guide ●●●	1
06	22.0520.0.000	Needle Bar Clamp	1
07	01.6551.0.000	Retaining Ring ●●●	1
08	22.0230.0.000	Cupped Washer	2
09	22.0239.0.000	Felt Washer ●●●	2
10	22.0530.0.000	Needle Bar Connecting Link	1
11	22.0542.0.000	Needle Bar Connecting Link Pin	1
12	08.6400.3.005	Set Screw M3 x 5	4
13	22.0541.0.000	Needle Bar Shoulder Screw	1
14	22.0540.0.000	Needle Bar Connecting Link Pin ● ●●	1
15	08.6000.6.030	Screw M6 x 30	(1)
16	22.0525.0.000	Needle Bar Crank	(1)
17	01.7809.0.000	Retaining Ring	1
18	01.7804.0.000	Top Shaft Bearing	1
19	24.0500.0.000	Needle Bar Drive Shaft	1
20	12.2050.0.003	Bearing	1
21	08.6400.4.004	Set Screw M4 x 4	2 (2)
22	08.6000.6.016	Screw M6 x 16	2
23	01.7805.0.000	Shaft Bearing	1
24	22.0525.0.050	Needle Bar Crank Asm.	1
25	22.0545.0.000	Washer	1
26	24.0048.0.000	Needle Bar Drive Pulley	1
27	22.0175.0.000	Drive Shaft Key	1
28	24.0002.0.000	Clamp Collar	1
29	12.1045.2.001	Retaining Ring	1
30	24.0535.0.100	Needle Bar Crank Link Asm. ●	1
31	08.6000.6.025	Screw M6 x 25	1
32	02.0750.2.110	Needle	1
33	24.0001.0.000	Bearing Carrier Upper Shaft	1
34	17.0026.2.077	Spring	1
35	17.0082.8.017	Tension Disk	2
36	24.0100.0.000	Screw M3.5 x 0.35-11	1
37	08.6000.5.016	Screw M5 x 16	1
38	12.0008.4.279	Plastic Cable Fitting ●●●	1
39	24.0546.0.000	Washer	1
40	24.0537.0.000	Eccentric Stud	(1)

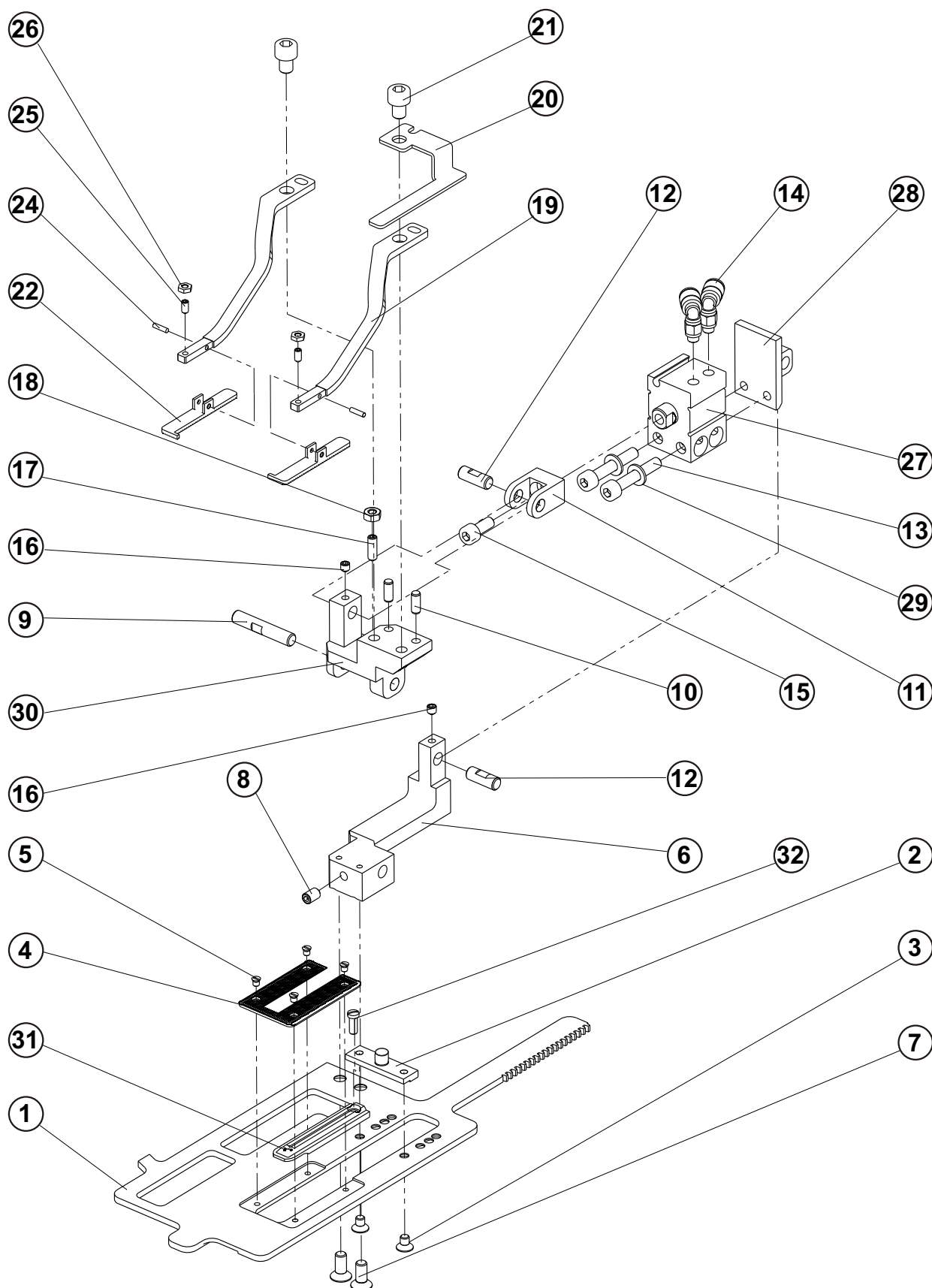
CLAMPING



CLAMPING

DET	PART NUMBER	DESCRIPTION	QTY.
01	07.6045.0.046	Pin	2
02	22.0173.0.000	Clamp Toggle Pivot Pin	2
03	24.0036.1.000	Cylinder Mounting Bracket	1
04	See Page 3-45	Cylinder ●	—
05	08.6000.5.022	Screw M5 x 22	4
06	24.0035.1.000	Cylinder Clevis	1
07	08.6000.5.012	Screw M5 x 12	1
08	08.6400.4.004	Set Screw M4 x 4	2
09	24.0158.1.000	Tail Bracket Clamp	1
10	01.2084.0.000	Fill. Screw 6-52	1
11	22.3036.0.000	Indexer Bracket *	1*
12	24.3028.1.000	Clamp Plate	1
13	08.6100.4.006	Screw M4x6 *	2*
14	08.6100.5.012	Screw M5 x 12	2
15	24.3034.0.000	Throat Plate	1
16	22.0164.0.000	Clamp Mat	1
17	01.2376.0.000	Screw 4-60	4
18	08.6400.5.008	Set Screw M5 x 10	1
19	24.3026.0.000	Tail Pivot Clamp	1
20	22.0159.0.000	Tail Pivot Clamp Pin	1
21	08.6400.4.012	Set Screw M4 x 12	1
22	08.6700.4.000	Nut M4	1
23	22.0224.0.000	R.H. Clamp Foot	1
24	22.0223.0.000	L.H. Clamp Foot	1
25	17.0031.0.460	Roll Pin	2
26	08.6710.3.000	Nut M3	2
27	08.6400.3.006	Set Screw M3 x 6	2
28	24.3029.0.000	Clamp Arm	2
29	24.4018.0.000	Stop *	1*
30	08.6000.6.010	Screw M6 x 10	2

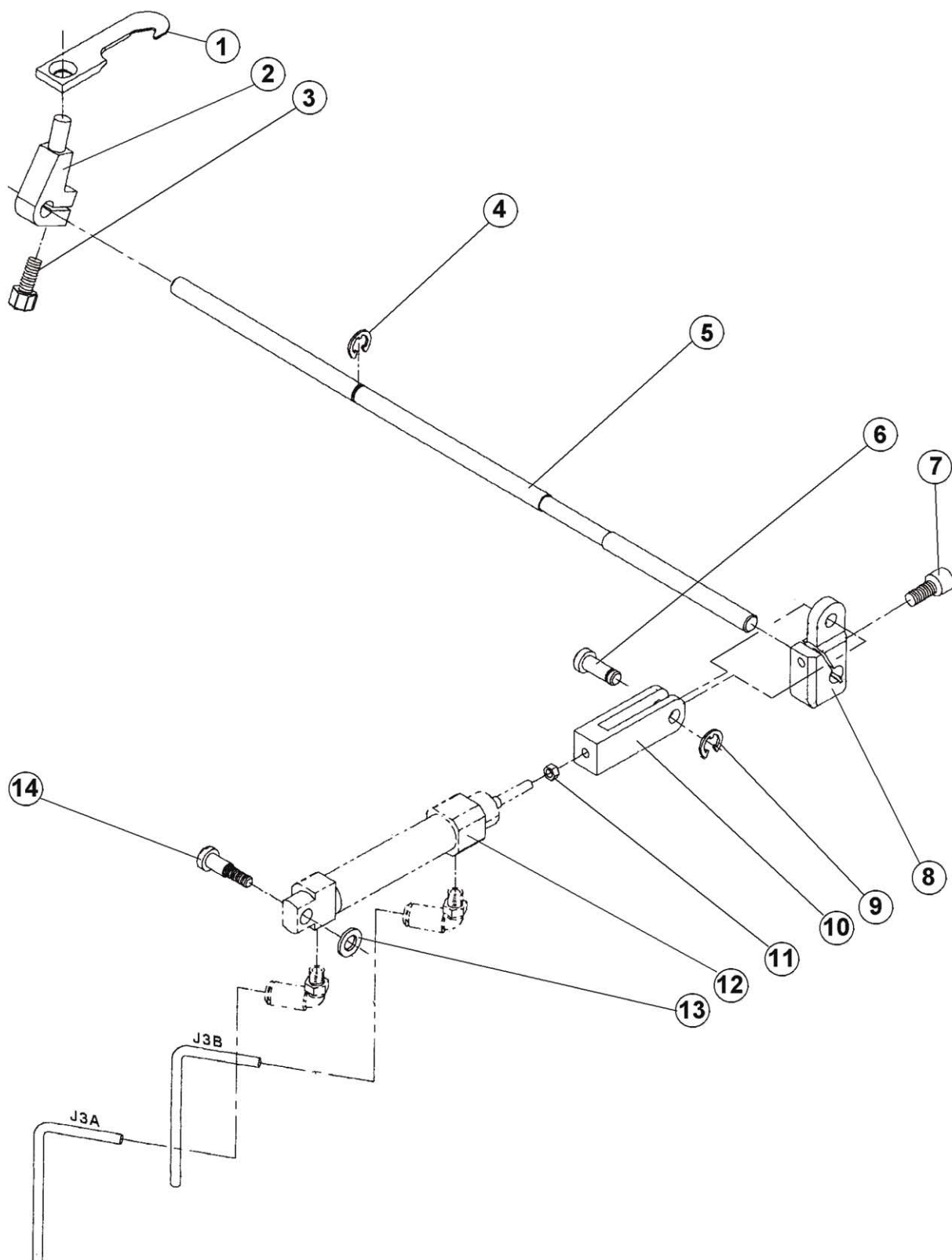
CLAMPING - ANGLE



CLAMPING - ANGLE

DET	PART NUMBER	DESCRIPTION	QTY.
01	24.3028.1.000	Clamping Plate ISBH + I	1
02	24.4103.0.000	Indexer Bracket	1
03	08.6100.4.006	Screw M4 x 6	2
04	22.0164.0.000	Clamping Mat BH, ISBH	1
05	01.2376.0.000	Screw-flat Head	4
06	24.0158.2.000	Tail Bracket Clamp	1
07	08.6100.5.012	Screw M5 x12	2
08	08.6400.5.008	Screw M5 x 8	1
09	24.0143.0.000	Pin	1
10	07.6045.0.046	Pin 4 x 10	2
11	24.0035.2.000	Cylinder Clevis ●	1
12	22.0173.0.000	Pin	2
13	08.6000.5.030	Screw M5 x 30	2
14	12.0008.3.411	Connector	2
15	08.6000.5.012	Screw M5 x 12	1
16	08.6400.4.004	Screw M4 x 4	2
17	08.6400.4.012	Screw M4 x 12	1
18	08.6700.4.000	Nut M4	1
19	24.3029.0.000	Clamp Arm	2
20	24.4018.1.000	Indexer Clamping Holder	1
21	08.6000.6.010	Screw M6 x 10	2
22	22.0223.0.000	Left Foot	1
23	22.0224.0.000	Right Foot	1
24	17.0031.0.460	Pinn 2 x 8	2
25	08.6400.3.006	Screw M3 x 6	2
26	08.6710.3.000	Nut M3	2
27	12.0010.3.062	Cylinder ●	1
28	24.0036.2.000	Cylinder Holder ●	1
29	08.6850.5.000	Washer 5,3	2
30	24.3026.1.000	Clamp Arm Holder	1
31	24.3034.0.000	Throat Plate	1
32	01.2084.0.000	Screw	1

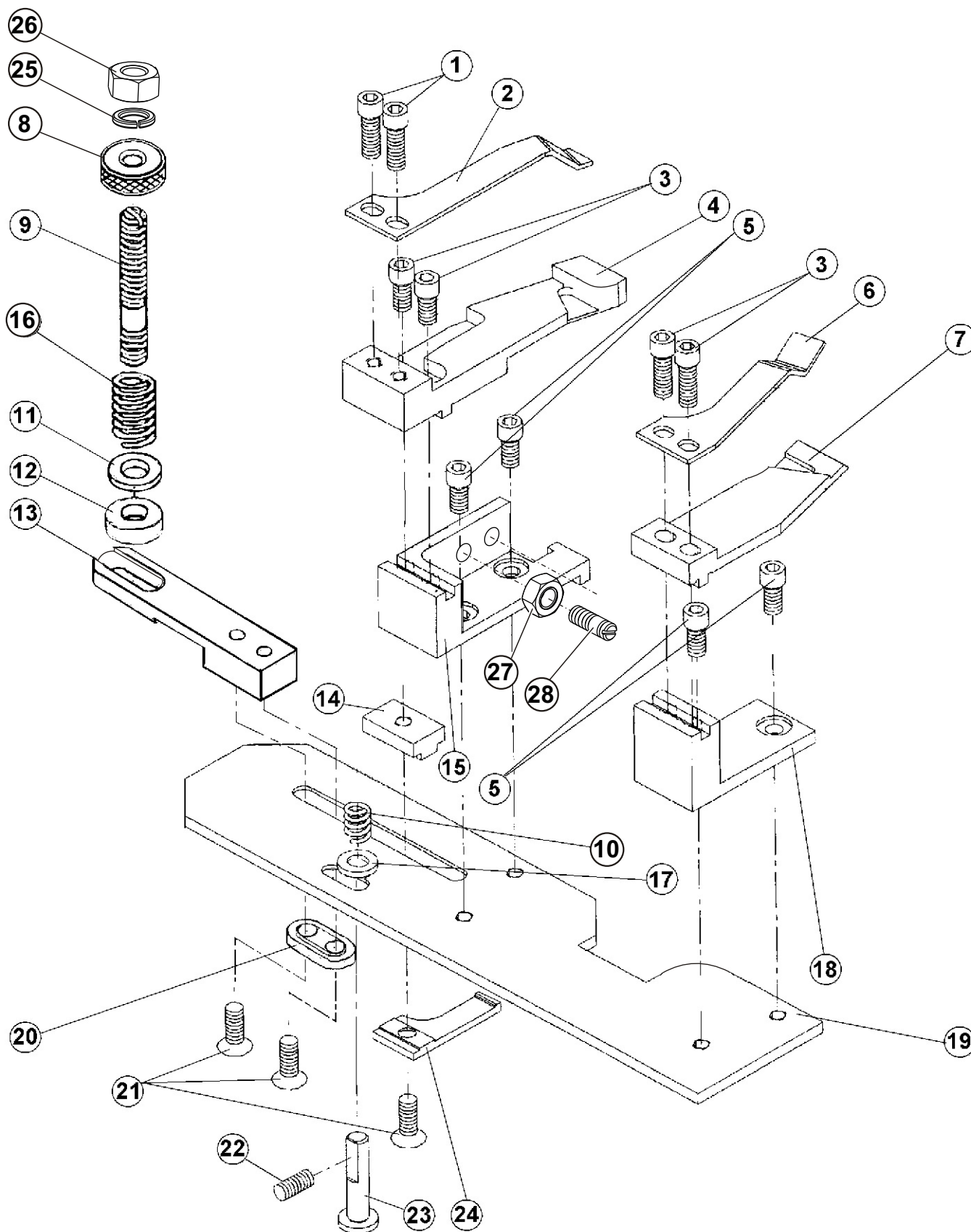
THREAD TRIMMER



THREAD TRIMMER

DET	PART NUMBER	DESCRIPTION	QTY.
01	24.0093.2.004	Trimmer Hook	1
02	20.0092.0.004	Trimmer Actuator	1
03	01.2386.0.000	Hex Screw 3/16-36 x .5	1
04	12.1045.3.001	E-Clip	1
05	24.0080.0.000	Trimmer Shaft	1
06	24.0003.0.000	Trimmer Pivot	1
07	08.6000.4.012	Screw M4 x 12	1
08	24.0004.0.000	Trimmer Clamp Lever	1
09	07.6045.0.042	E-Clip	1
10	24.0005.0.000	Clevis	1
11	08.6700.4.000	Nut M4	1
12	See Page 3-45	Trimmer Cylinder	—
13	08.6850.4.000	Washer	1
14	24.0006.0.000	Pivot Screw	1

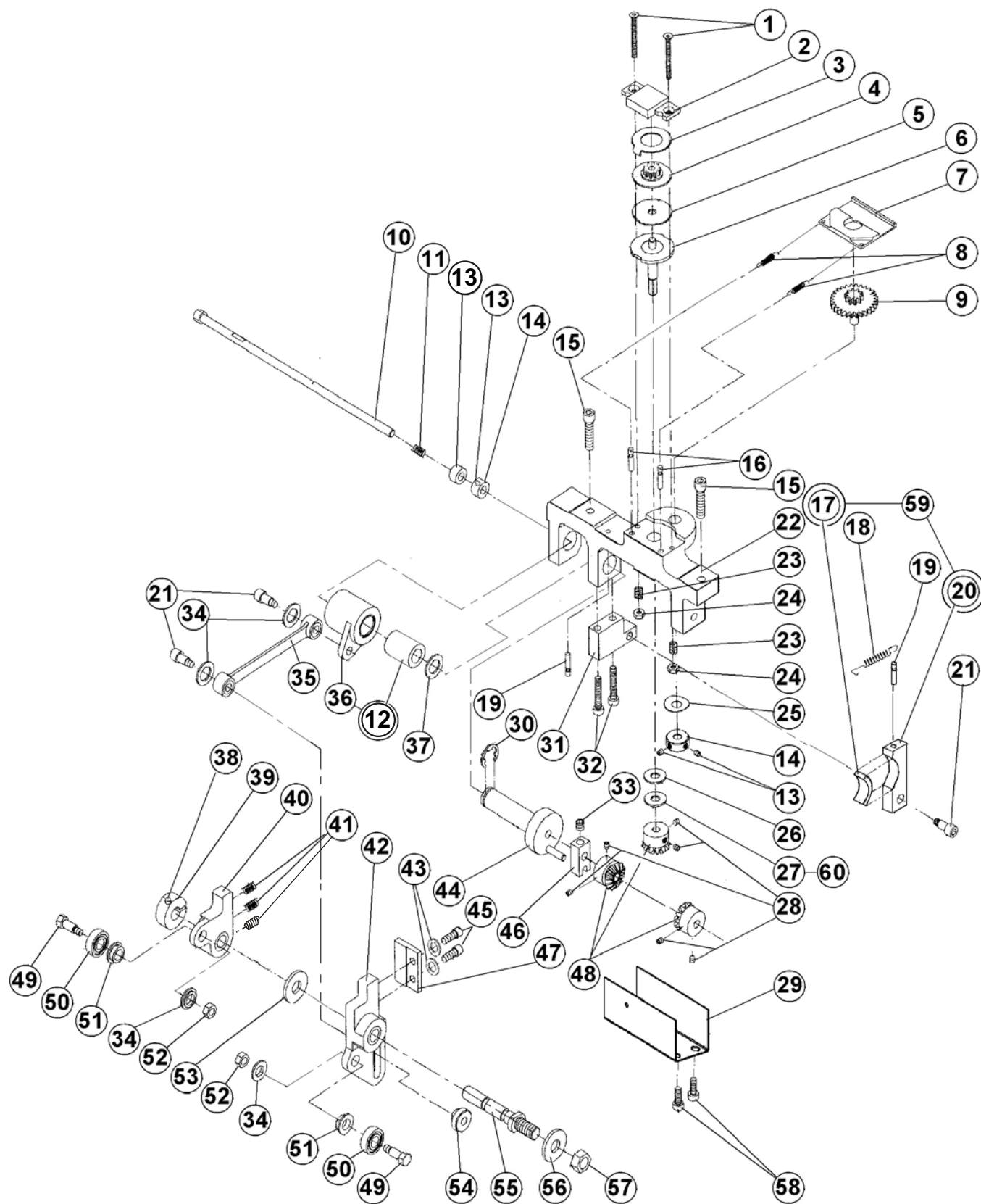
SHIFTER MECHANISM



SHIFTER MECHANISM

DET	PART NUMBER	DESCRIPTION	QTY.
01	08.6000.4.010	Screw M4 x 10	2
02	22.2653.0.000	Left Shifter Arm Spring	1
03	08.6000.4.016	Screw M4 x 16	4
04	22.2652.0.000	Left Shifter Arm	1
05	08.6000.4.005	Screw	4
06	22.2657.0.000	Right Shifter Arm Spring	1
07	22.2656.0.000	Right Shifter Arm	1
08	24.3074.0.000	Nut M6	1
09	24.3073.0.000	Screw	1
10	07.6440.0.040	Spring	1
11	08.6850.6.000	Washer	1
12	24.3075.0.000	Rubber Washer ●●●	1
13	24.3072.0.000	Shifter Brake	1
14	22.0405.0.000	Adjustable Link Nut	1
15	22.2651.0.000	Left Shifter Block	1
16	07.6440.0.032	Spring	1
17	08.6887.5.000	Washer	1
18	22.2655.0.000	Right Shifter Block	1
19	24.2665.0.000	Main Cam Shifter Plate	1
20	24.3071.0.000	Shifter Brake Bracket	1
21	08.6100.4.006	Screw M4 x 6	3
22	08.6400.4.005	Set Screw M4 x 5	1
23	22.0400.0.000	Spring Load Pin	1
24	22.2664.0.000	Buttonhole Adjusting Link	1
25	08.6802.6.000	Washer	1
26	08.6700.6.000	Nut M6	1
27	08.6700.5.000	Nut M5	1
28	24.4091.0.000	Stud	1

FEED MECHANISM

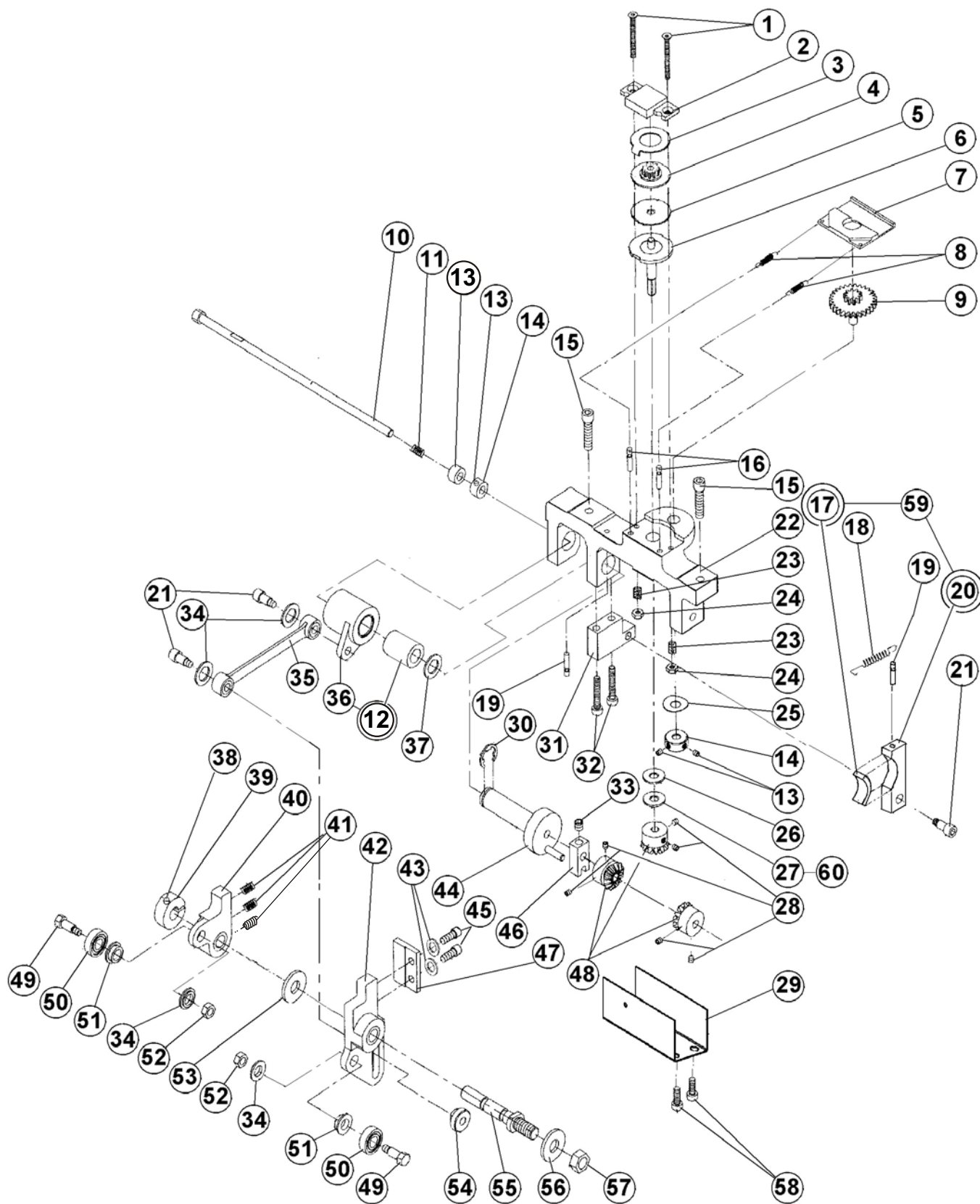


FEED MECHANISM



DET	PART NUMBER	DESCRIPTION	QTY.
01	08.6100.3.030	Screw M3 x 30	2
02	22.0114.0.000	Feed Brake Pressure Plate	1
03	22.0121.0.000	Slip Clutch Drive Washer	1
04	22.0354.0.000	Slip Clutch Feed Gear	1
05	24.0126.0.000	Friction Washer ●●●	1
06	22.0312.0.000	Slip Clutch Feed Shaft	1
07	22.0061.0.000	Clamp Plate Gear Rack Retainer	1
08	07.6440.0.033	Spring	2
09	24.0351.0.000	Feed Gear Assembly	1
10	24.0325.0.000	Feed Reversing Shaft	1
11	07.6440.0.041	Spring	1
12	07.6321.0.030	Bearing	(1)
13	08.6400.5.305	Set Screw M5 x 0,5 - 5	5
14	24.0049.0.000	Set Collar	2
15	08.6000.5.020	Screw M5 x 20	2
16	07.6045.0.037	Grooved Pin 3 x 16	2
17	22.0313.0.000	Feed Brake Pad ●●●	(1)
18	07.6440.0.050	Spring	1
19	07.6045.0.009	Pin 3 x 12	2
20	22.0309.0.000	Feed Brake ●	(1)
21	22.0184.0.000	Screw M5 x 8	3
22	22.0315.0.000	Feed Shaft Bracket ●●	1
23	07.6440.0.028	Spring	2
24	08.6733.3.000	Lock Nut M3	2
25	17.0019.2.057	Lockwasher	1
26	22.0208.0.000	Flat Washer	1
27	22.0186.0.000	Washer Dia. 5.2/17-0.2	1
28	08.6400.4.005	Set Screw M4 x 5	6
29	24.2035.0.000	Gear Cover	1
30	07.6045.0.034	E-Ring	1
31	22.0049.0.000	Feed Brake Mounting Block ●	1
32	08.6000.4.025	Screw M4 x 25	2
33	08.6400.5.005	Set Screw M5 x 5	1
34	22.0100.0.000	Shoulder Washer	4
35	22.0305.0.000	Feed Connecting Link ● ●●	1
36	22.0320.0.000	Feed Shaft Bearing Housing	1
37	17.0019.0.517	Washer	1
38	08.6000.3.010	Screw M3 x 10	1
39	22.0183.0.000	Collar Dia. 8	1
40	22.0026.0.000	L.H. Feed Cam Follower ● ●●	1
41	07.6440.0.018	Spring	2
42	24.0127.0.000	R.H. Feed Cam Follower ● ●●	1
43	08.6800.4.000	Lockwasher M4	2
44	22.0336.0.000	Feed Shaft	1
45	08.6000.4.014	Screw M4 x 14	2
46	24.0370.0.000	Feed Crank	1

FEED MECHANISM

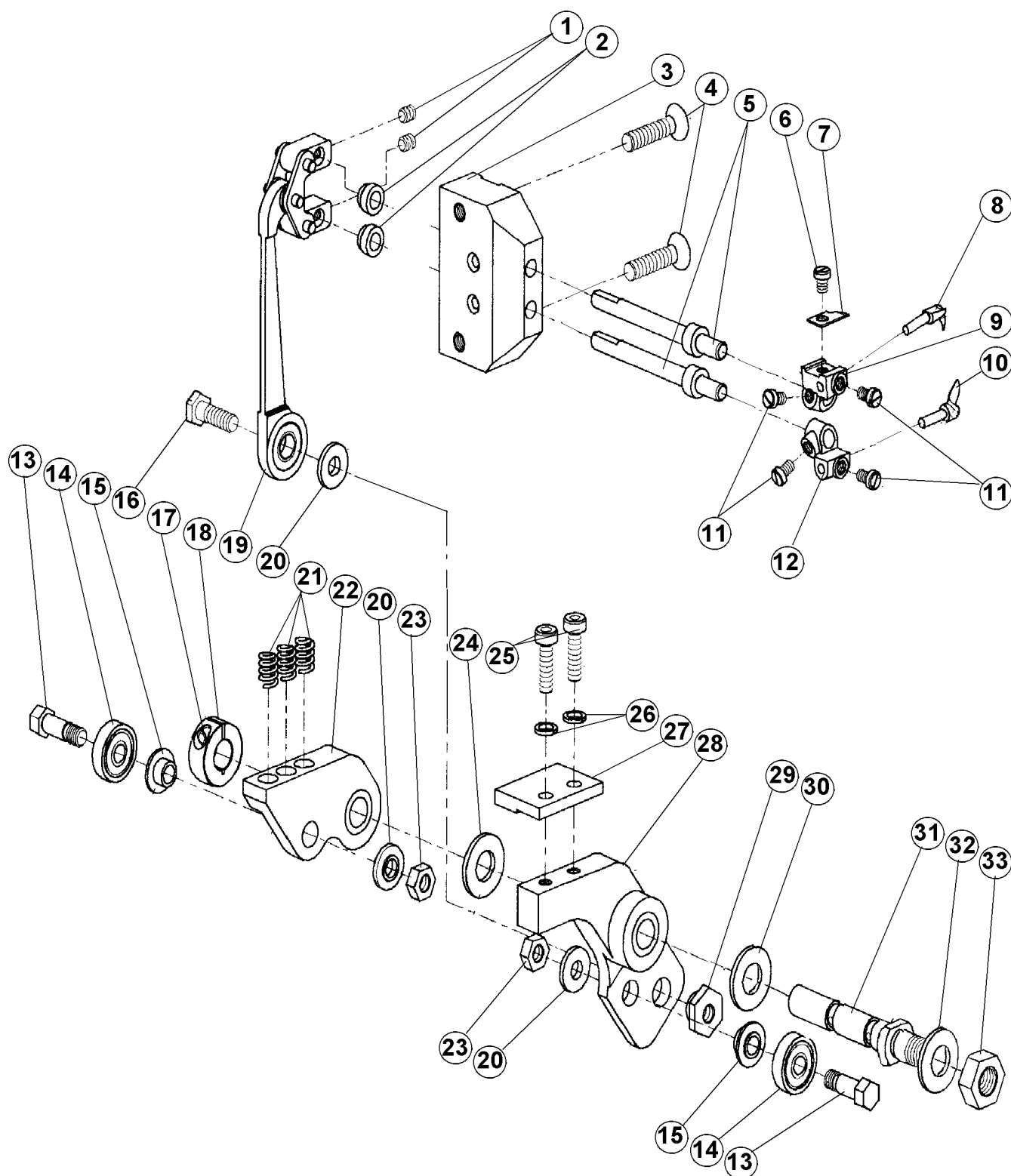


FEED MECHANISM



DET	PART NUMBER	DESCRIPTION	QTY.
47	22.0021.0.000	Spring Retain Block	1
48	22.0353.0.000	Steel Bevel Gear	3
49	22.0032.0.000	Bearing Shoulder Screw	2
50	07.6321.0.025	Bearing	2
51	22.0031.0.000	Bearing Spacer	2
52	08.6710.5.000	Nut M5	2
53	22.0232.0.000	Washer	1
54	22.0110.0.000	Shoulder Nut M5	1
55	22.0022.0.000	Pivot Shaft	1
56	08.6850.8.000	Flat Washer M8	1
57	08.6700.8.000	Nut M8	1
58	08.6000.4.005	Screw M4 x 5	2
59	22.0309.0.050	Feed Brake Assembly	1
60	24.0140.0.000	Washer Dia. 5.2/17-0.1	1

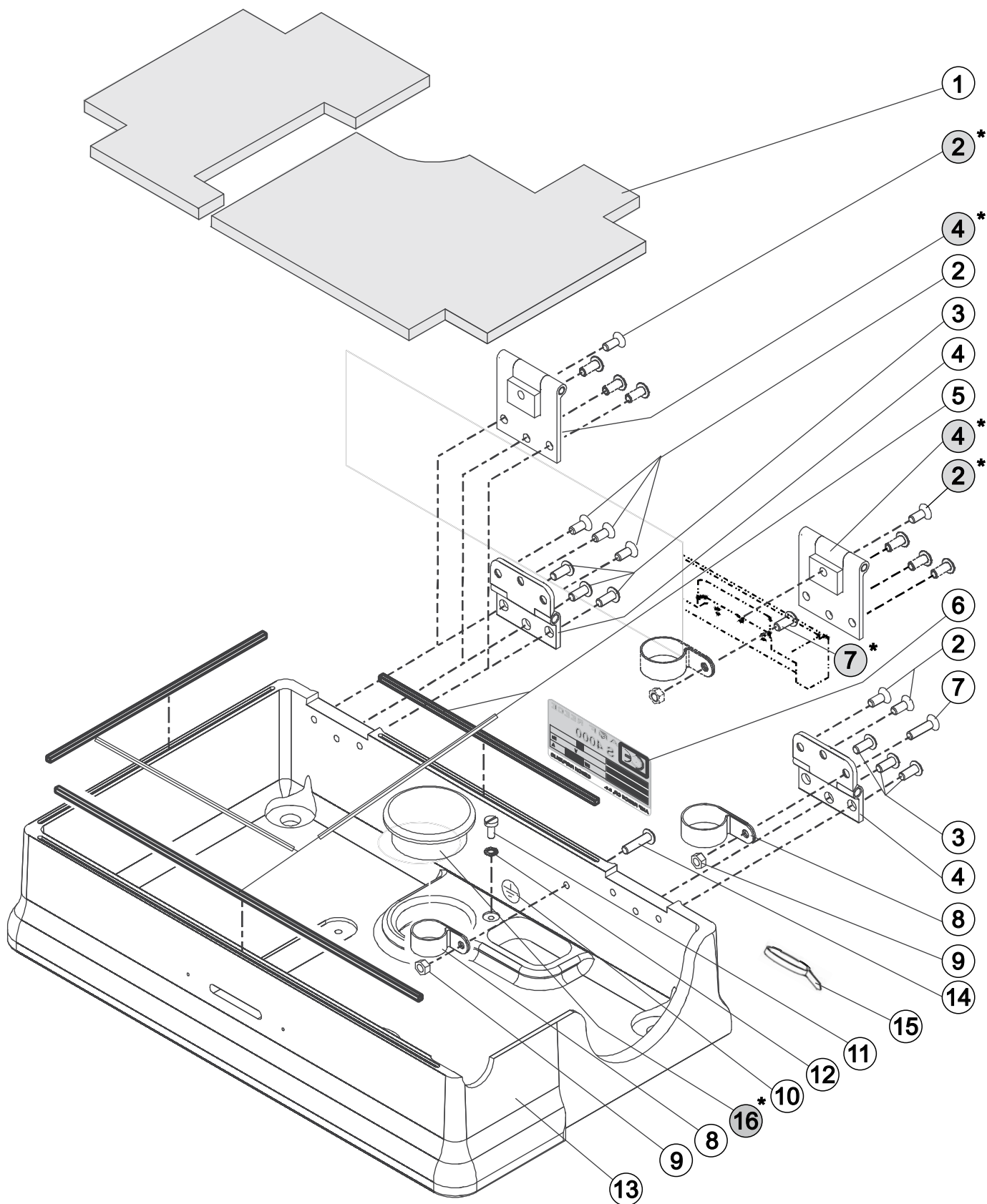
LOOPER MECHANISM



LOOPER MECHANISM

DET	PART NUMBER	DESCRIPTION	QTY.
01	08.6400.4.004	Set Screw M4 x 4	2
02	22.2442.0.000	Looper Spacer	2
03	24.2410.0.000	Looper Shaft Block	1
04	08.6100.5.020	Screw M5 x 20	2
05	22.2440.0.000	Looper Shaft	2
06	01.1382.0.000	Screw	1
07	20.0094.0.000	Trimmer Knife	1
08	24.2401.0.000	First Looper	1
09	23.2106.0.000	First Looper Holder	1
10	24.2402.0.000	Second Looper	1
11	01.1397.0.000	Screw	4
12	23.2107.0.000	Second Looper Holder	1
13	24.0066.0.000	Bearing Screw	2
14	12.2010.1.002	Cam Follower Bearing	2
15	22.0031.0.000	Bearing Spacer	2
16	22.0064.0.000	Bite Shoulder Screw	1
17	08.6000.3.010	Screw M3 x 10	1
18	22.0183.0.000	Collar	1
19	22.2425.0.050	Looper Link Assembly	1
20	22.0100.0.000	Shoulder Washer	3
21	07.6440.0.036	Spring	3
22	22.0024.0.000	Looper Cam Follower Plate ● ●●	1
23	08.6710.5.000	Hex Nut M5	2
24	22.0232.0.000	Flat Washer	1
25	08.6000.4.014	Screw M4 x 14	2
26	08.6800.4.000	Lockwasher M4	2
27	22.0021.0.000	Spring Retainer Block	1
28	24.0023.0.000	R.H. Looper Cam Follower Plate ● ●●	1
29	22.0105.0.000	Looper Eccentric Nut	1
30	22.0233.0.000	Flat Washer	1
31	22.0022.0.000	Pivot Shaft	1
32	08.6850.8.000	Flat Washer M8	1
33	08.6700.8.000	Hex Nut M8	1

BASE



●* — S4000 ISBH Embedded Machine

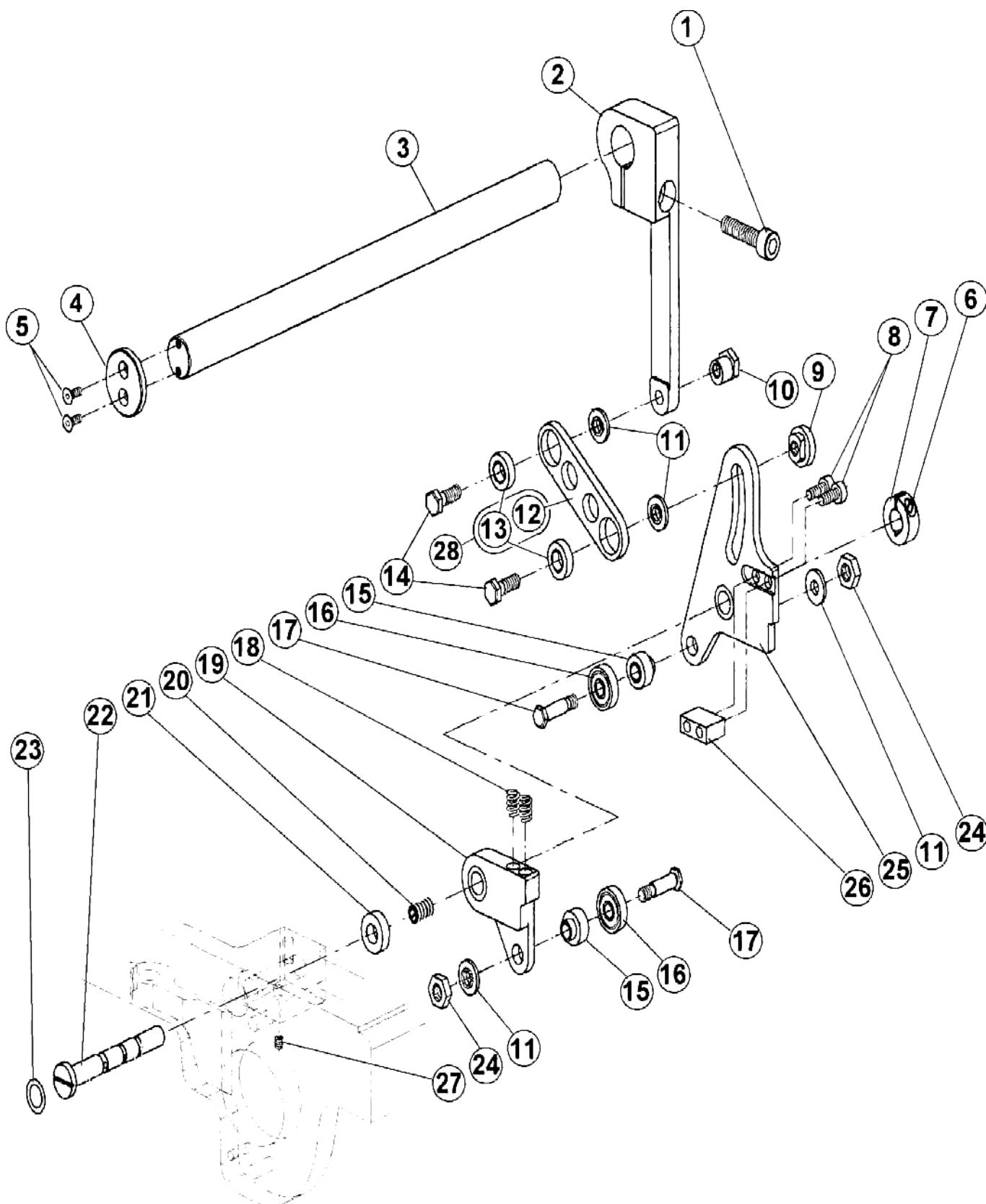
BASE

DET	PART NUMBER	DESCRIPTION	QTY.
01	24.0111.0.000	Base Sound Deadener ●●●	1
02	08.6100.5.012	Screw M5 x 12	5
02*	08.6100.5.012	Screw M5 x 12	2*
03	08.6200.5.012	Screw M5 x 12	6
04	22.1010.0.000	Base Hinge	2
04*	24.0155.0.000	Base Hinge	2*
05	24.0038.0.000	Base Gasket ●●●	1
06	12.8000.1.028	CE"" Label ●●●	1
07	08.6100.5.020	Screw M5 x 20	1
07*	08.6200.5.014	Screw M5 x 14	1*
08	12.0008.4.197	Cord Clamp ●●●	2
09	08.6700.5.000	Nut M5	2
10	12.0008.4.052	Label (Ground) ●●●	1
11	08.6012.4.010	Screw M4 x 10	1
12	08.6832.4.000	Serrated Lockwasher M4	1
13	24.6005.1.002	Base	1
14	08.6200.5.020	Screw	1
15	12.0008.3.023	Ty - Wrap ●●●	1
16*	12.0008.4.632	Plug ●●●	1*

*

Modification — S4000 ISBH (Embedded)

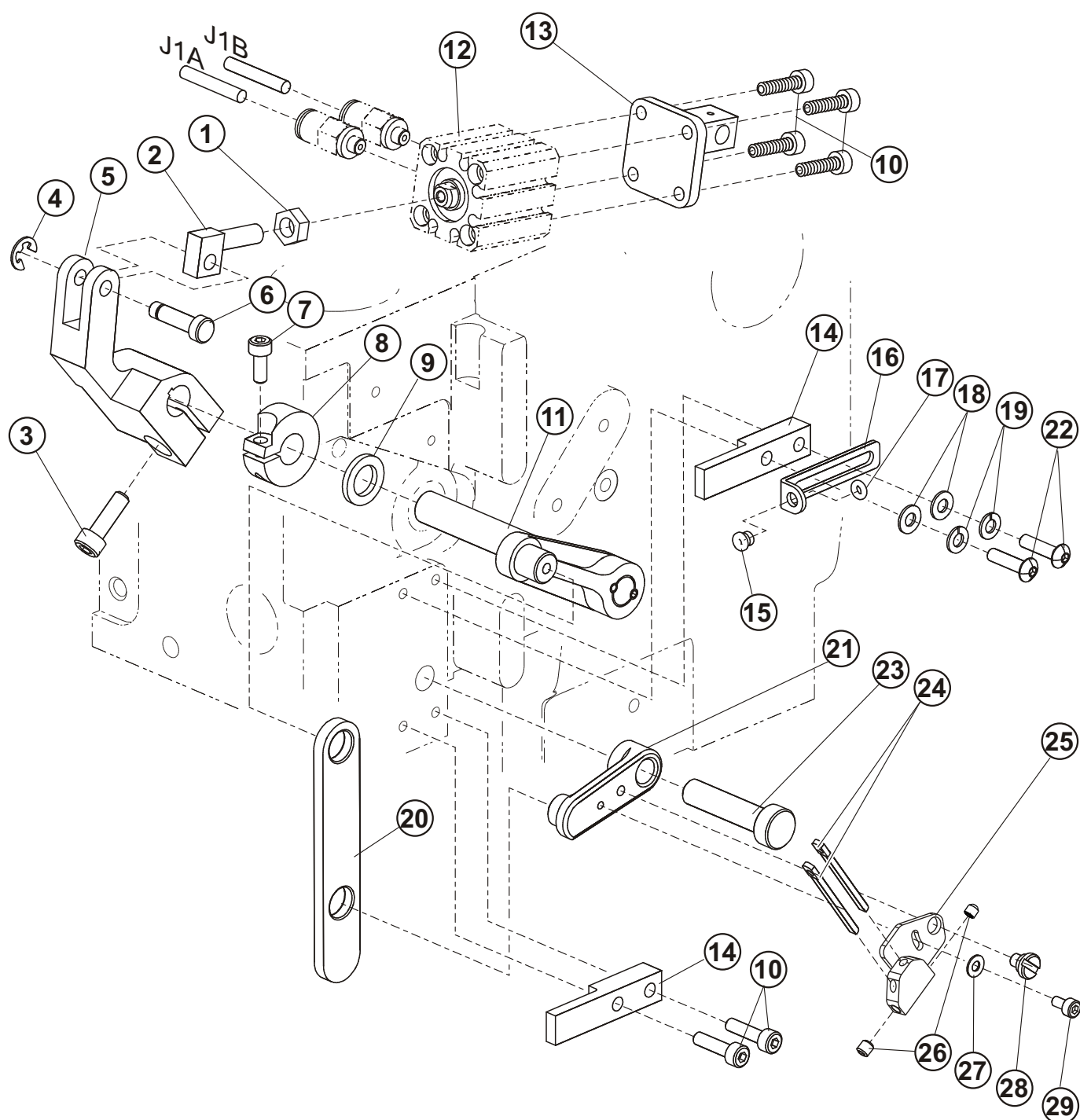
BITE MECHANISM



BITE MECHANISM

DET	PART NUMBER	DESCRIPTION	QTY.
01	08.6000.6.025	Screw M6 x 25	1
02	22.0008.0.000	Bite Lever ●	1
03	24.0055.0.000	Bite Shaft	1
04	22.0063.0.000	Bite Shaft Retainer	1
05	08.6100.3.008	Screw M3 x 8	2
06	08.6000.3.010	Screw M3 x 10	1
07	22.0183.0.000	Collar*Dia. 8	1
08	08.6000.4.014	Screw M4 x 14	2
09	22.0110.0.000	Shoulder Nut M5	1
10	22.0214.0.000	Eccentric Nut M5	1
11	22.0100.0.000	Shoulder Washer	4
12	22.0009.0.000	Bite Adjusting Link ●	(1)
13	07.6321.0.029	Bearing	(2)
14	22.0064.0.000	Bite Shoulder Screw	2
15	22.0029.0.000	Bite Follower Bearing Spacer	2
16	07.6321.0.025	Bearing	2
17	22.0028.0.000	Bite Follower Bearing Screw	2
18	07.6440.0.028	Spring	2
19	22.0027.0.000	Right Cam Follower ● ●●	1
20	08.6400.4.005	Set Screw M4 x 5	1
21	22.0069.0.000	Bite Follower Spacer	1
22	22.0020.0.000	Bite Pivot Shaft	1
23	12.0008.6.800	Rubber Ring ●●●	1
24	08.6700.5.000	Hex Nut M5	2
25	24.0033.0.000	Left Cam Follower ● ●●	1
26	22.0030.0.000	Bite Follower Spring Retainer	1
27	08.6400.4.004	Screw M4x4	1
28	22.0009.0.050	Bite Adjusting Link Assembly	1

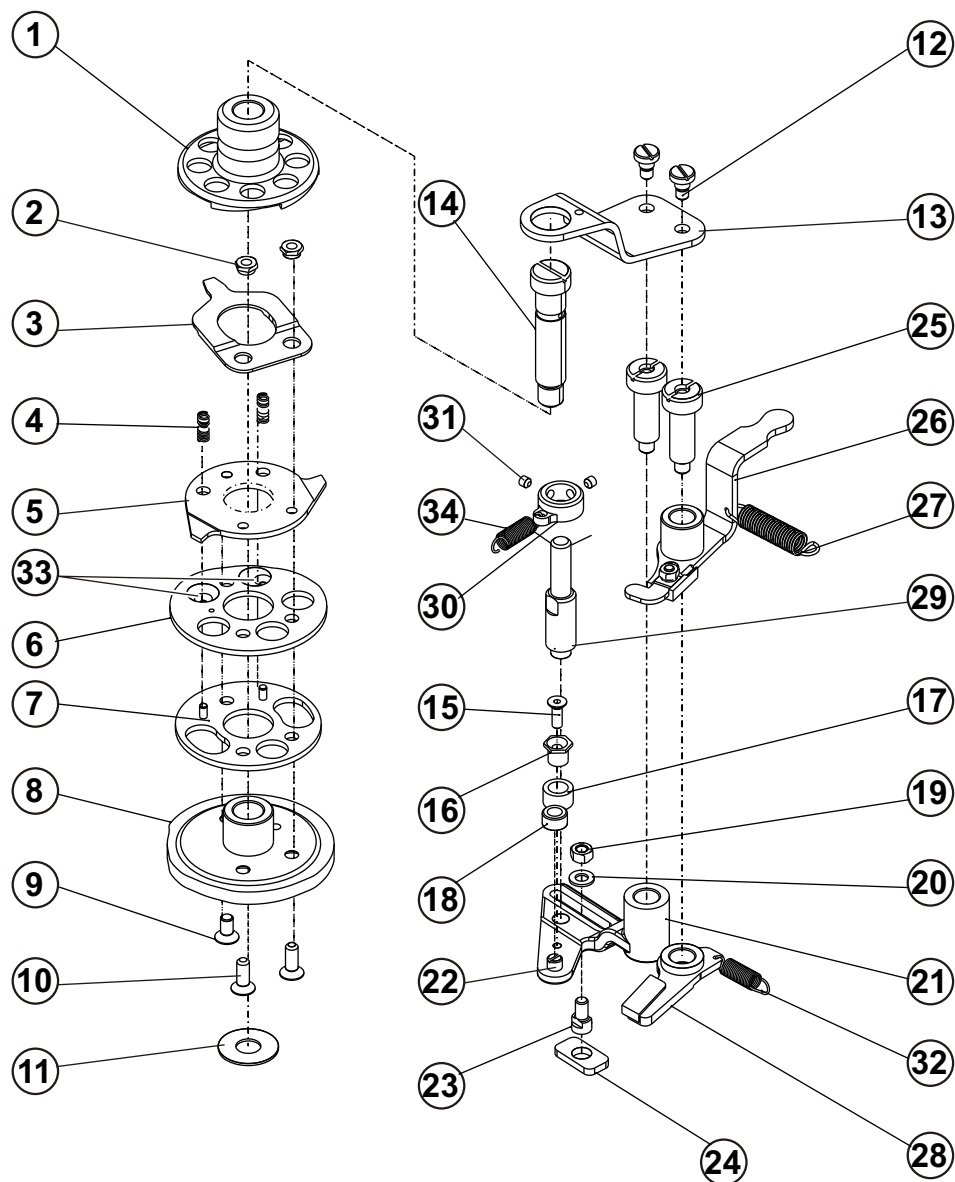
THREAD DRAW - OFF MECHANISM



THREAD DRAW - OFF MECHANISM

DET	PART NUMBER	DESCRIPTION	QTY.
01	08.6710.6.000	Nut M6	1
02	24.0037.0.000	Cylinder Clevis	1
03	08.6000.5.016	Screw M5 x 16	1
04	07.6045.0.042	E-Clip	1
05	24.0011.0.000	Knife Drive Lever	1
06	24.0014.0.000	Pivot	1
07	08.6000.4.010	Screw M4 x 10	1
08	24.0010.0.000	Clamp Collar	1
09	24.0009.0.000	Washer	1
10	08.6000.4.016	Screw M4 x 16	6
11	22.1415.0.050	Knife Lever Assembly	1
12	See Page 3-45	Thread Draw-Off Cylinder	—
13	24.0039.1.000	Thread Draw-Off Bracket	1
14	22.1436.0.000	Drive Plate Retainer	2
15	01.7447.1.000	Porcelain Guide ●●●	1
16	22.0046.0.000	Thread Guide Bracket	1
17	01.6551.0.000	Retaining Ring ●●●	1
18	08.6850.4.000	Flat Washer M4	2
19	08.6800.4.000	Lockwasher M4	2
20	24.1430.1.000	Drive Plate	1
21	24.0062.0.000	Knife Guide Link	1
22	08.6200.4.016	Screw M4 x 16	2
23	22.0161.0.000	Pivot Eccentric	1
24	22.0091.0.000	Thread Take-Up	2
25	24.0063.1.000	Thread Draw-Off	1
26	08.6400.4.004	Set Screw M4 x 4	2
27	08.6850.3.000	Washer M3	1
28	24.0061.0.000	Shoulder Screw	1
29	08.6000.3.006	Screw M3 x 6	1

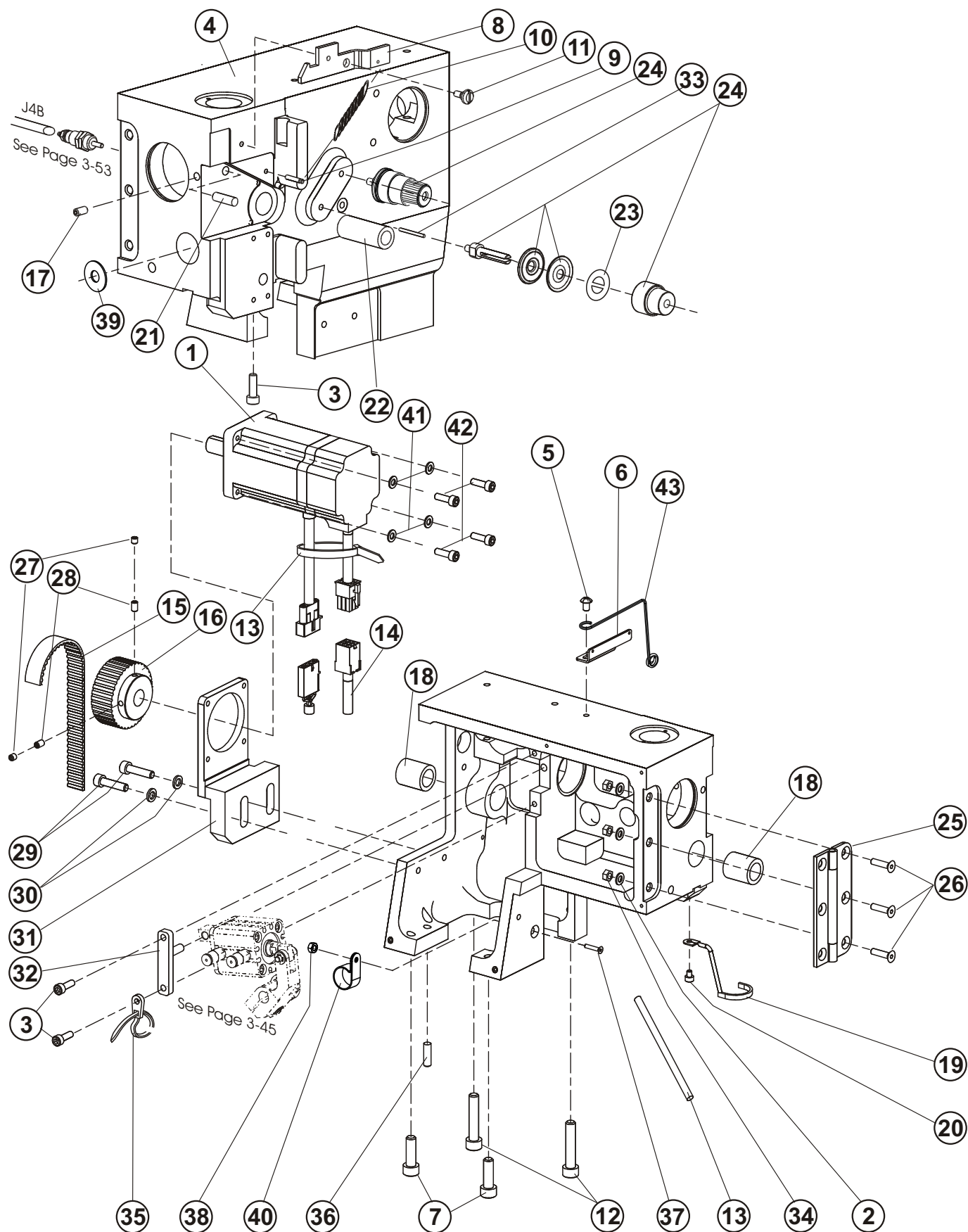
MAIN CAM



MAIN CAM

DET	PART NUMBER	DESCRIPTION	QTY.
01	24.2607.0.000	Worm Gear Hub	1
02	22.2627.0.000	Nut	2
03	22.2626.0.000	Drive Disk Switch Spring	1
04	07.6440.0.037	Spring	2
05	24.3076.1.000	Stop Disk	1
06	24.3070.1.000	Feed Reversing Cam	1
07	24.3069.0.000	Washer	1
08	24.3077.0.000	Main Cam	1
09	08.6100.5.010	Screw M5 x 10	1
10	22.0137.0.000	Screw M5 x 14	2
11	07.6321.0.001	Bearing Plate	1
12	22.0182.0.000	Screw M5 x 4	2
13	22.0097.0.000	Cam	1
14	22.2610.0.000	Screw M10 x 64	1
15	08.6100.4.012	Screw M4 x 12	1
16	22.2635.0.000	Eccentric	1
17	22.2638.0.000	Roll	1
18	22.2639.0.000	Barring Lever Roller	1
19	08.6700.5.000	Nut M5	1
20	08.6850.5.000	Washer 5,3	1
21	24.2630.1.000	Barring Lever	1
22	22.2637.0.000	Barring Lever Stud	1
23	22.2633.0.000	Slidestone Retaining Screw	1
24	22.2631.0.000	Clamp Plate Slidestone	1
25	22.0106.0.000	Hub Shoulder Screw	2
26	24.2640.3.050	Feeding Lever Asy.	1
27	07.6440.0.045	Spring	1
28	24.2666.0.000	Main Cam Brake	1
29	24.4028.1.000	Stud	1
30	24.4090.0.000	Spring Hinge	1
31	08.6400.4.004	Screw M4 x 4	2
32	12.3011.0.014	Spring	1
33	24.3092.0.000	Insert	2
34	36542017	Spring	1

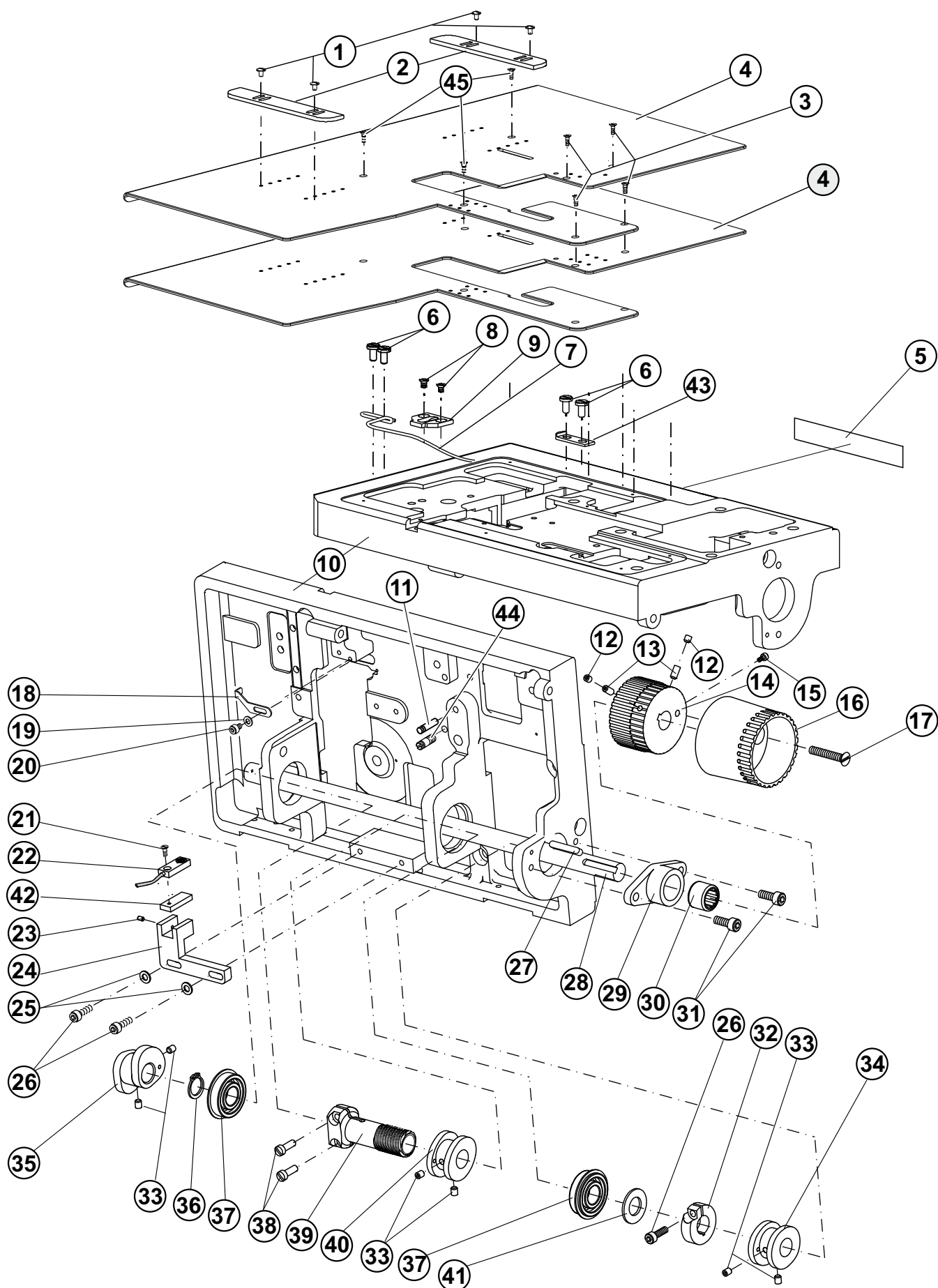
HEAD ASSEMBLY



HEAD ASSEMBLY

DET	PART NUMBER	DESCRIPTION	QTY.
01	See Page 3-37	Servomotor	—
02	08.6850.5.000	Washer M5	3
03	08.6000.5.016	Screw M5 x 16	4
04	24.6000.5.000	Head	1
05	08.6200.5.008	Screw M5 x 8	1
06	22.0054.0.000	Upper Thread Guide	1
07	08.6000.8.025	Screw M8 x 25	2
08	22.0058.0.000	Sewing Head Latch	1
09	07.6045.0.037	Grooved Pin 3 x 16	1
10	07.6440.0.051	Latch Tension Spring	1
11	22.0062.0.000	Screw M4 x 3	1
12	08.6000.8.040	Screw M8x40	2
13	12.0008.4.072	Cable Tie ●●●	10
14	See Page 3-37	Encoder Cable	—
15	12.5050.2.009	Belt ●●●	1
16	24.0108.0.000	Motor Pulley ●	1
17	08.6400.5.010	Screw M5 x 10	1
18	01.7806.0.000	Oilite Bushing ●●	2
19	24.0044.0.000	Needle Guard	1
20	08.6000.4.005	Screw M4 x 5	1
21	07.6045.0.053	Pin 6 x 20	1
22	22.1422.0.000	Knife Shaft Bushing	1
23	17.0082.8.082	Release Washer	1
24	24.0119.0.050	Large Tension Assembly ●●●	2
25	22.6002.0.000	Head Hinge Assembly	1
26	08.6100.5.020	Screw M5 x 20	3
27	08.6400.5.005	Set Screw M5 x 5	2
28	08.6400.5.008	Set Screw M5 x 8	2
29	08.6000.6.025	Screw M6 x 25	2
30	08.6850.6.000	Washer M6	2
31	24.0167.0.000	Motor Bracket	1
32	24.0016.0.000	Cylinder Pivot Stud Assembly	1
33	12.1010.2.003	Pin 2 x 24	1
34	08.6700.5.000	M5 Nut	3
35	12.0008.4.598	Plastic Cable Fitting ●●●	1
36	12.1011.0.001	Pin 6 x 20	1
37	08.6100.5.020	Screw M5 x 20	1
38	08.6700.5.000	Nut M5	1
39	24.0546.0.000	Washer	1
40	12.0008.4.100	Clamp ●●●	1
41	08.6850.4.000	Washer M4	4
42	08.6000.4.016	Screw M4x16	4
43	24.0123.0.000	Thread Guide	1

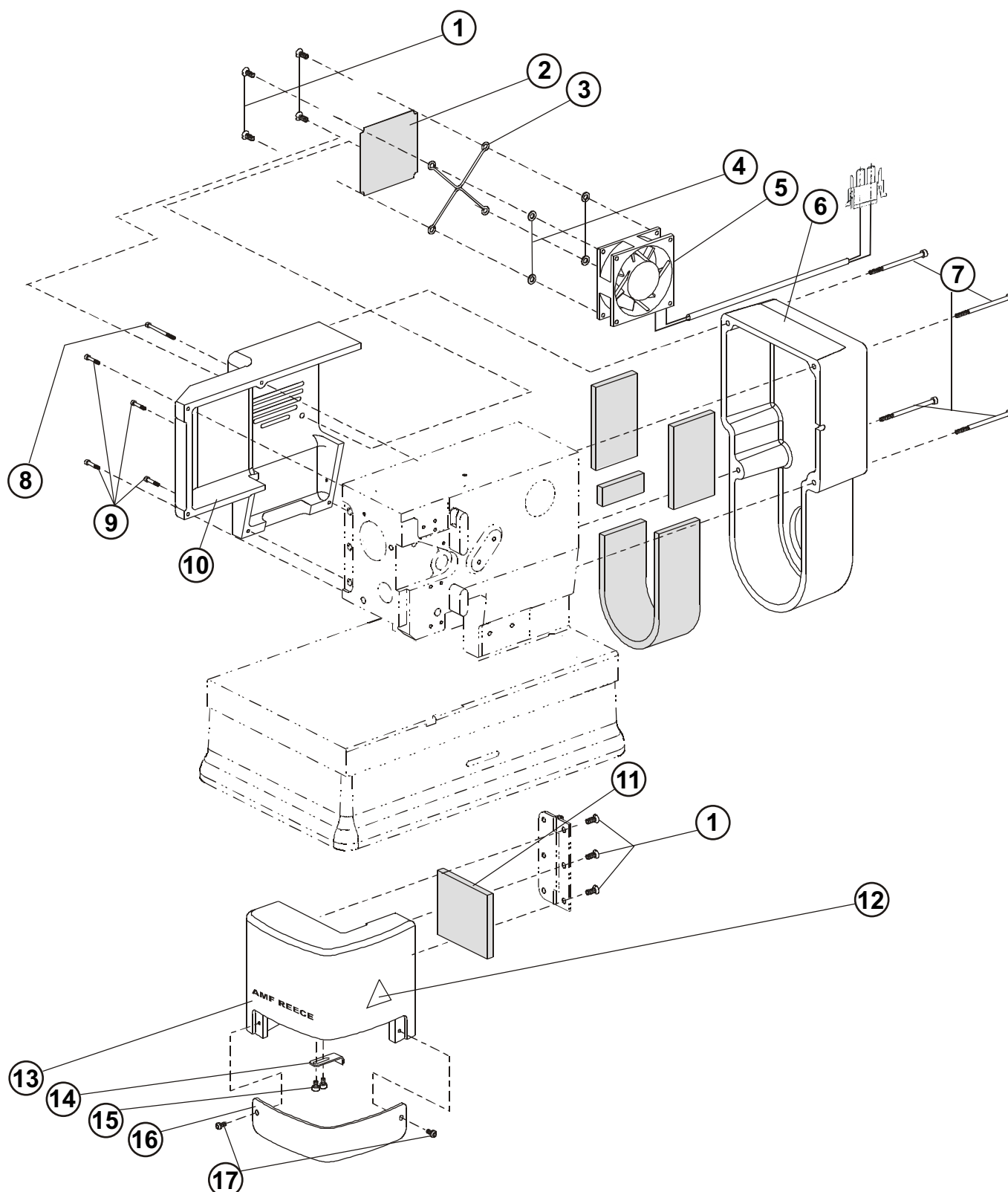
BEDPLATE



BEDPLATE

DET	PART NUMBER	DESCRIPTION	QTY.
01	22.3068.0.000	Screw (Only ISBH+I model)	4
02	24.3054.0.000	Material Guide	2
03	08.6120.3.008	Screw M3 x 8	4
04	24.3055.1.000	Cover Plate - Straight	1
04	24.3055.4.000	Cover Plate - Angle	1
05	05.1394.0.000	AMF Reece Label - small ●●●	1
06	22.0143.0.000	Screw	4
07	24.0122.0.000	Clamp Side Spring	1
08	08.6100.4.006	Screw M4 x 6	2
09	22.0408.1.000	Trimmer Cover Plate	1
10	24.6100.1.000	Bedplate ISBH	1
11	07.6045.0.054	Pin 5 x 20	1
12	08.6400.5.005	Set Screw M5 x 5	2
13	08.6400.5.010	M5 x 10 Set Screw	2
14	24.0018.0.000	Main Shaft Drive Pulley ●	1
15	08.6000.3.006	Screw M3 x 6	1
16	24.0051.0.066	Hand Wheel ●	1
17	08.6100.6.035	Screw M6 x 35	1
18	22.3219.0.000	Needle Guard	1
19	08.6850.4.000	Washer M4	1
20	08.6000.4.006	Screw M4 x 6	1
21	08.6100.3.008	Screw M3 x 8	1
22	See Page 3-37	End of Cycle Sensor with Cable ●●●	—
23	08.6400.3.004	Set Screw M3 x 4	1
24	24.0020.0.000	End of Cycle Sensor Bracket	1
25	08.6850.5.000	Washer M5	2
26	08.6000.5.016	Screw M5 x 16	3
27	12.4030.0.002	Key 5x5x30	1
28	24.1000.0.000	Main Shaft	1
29	24.0019.0.000	Bearing Carrier Lower Shaft	1
30	12.2050.0.005	Bearing	1
31	08.6000.6.016	Screw M6 x 16	2
32	24.0002.0.000	Clamp Collar	1
33	08.6400.5.305	Set Screw M5 x 0.5-5	6
34	22.0006.0.000	Bite Cam	1
35	24.2400.0.000	Looper Cam	1
36	12.1045.2.001	Retaining Ring	1
37	01.7805.0.000	Shaft Bearing	2
38	22.0153.0.000	Screw	2
39	22.8400.0.000	Shaft Worm Gear	1
40	22.0300.0.000	Feed Cam	1
41	22.0545.0.000	Washer	1
42	24.0027.0.000	Sensor Mounting Plate	1
43	22.0115.0.000	Stop	1
44	24.4091.0.000	Stud	1
45	15.1436.0.100	Screw M3 x 6	3

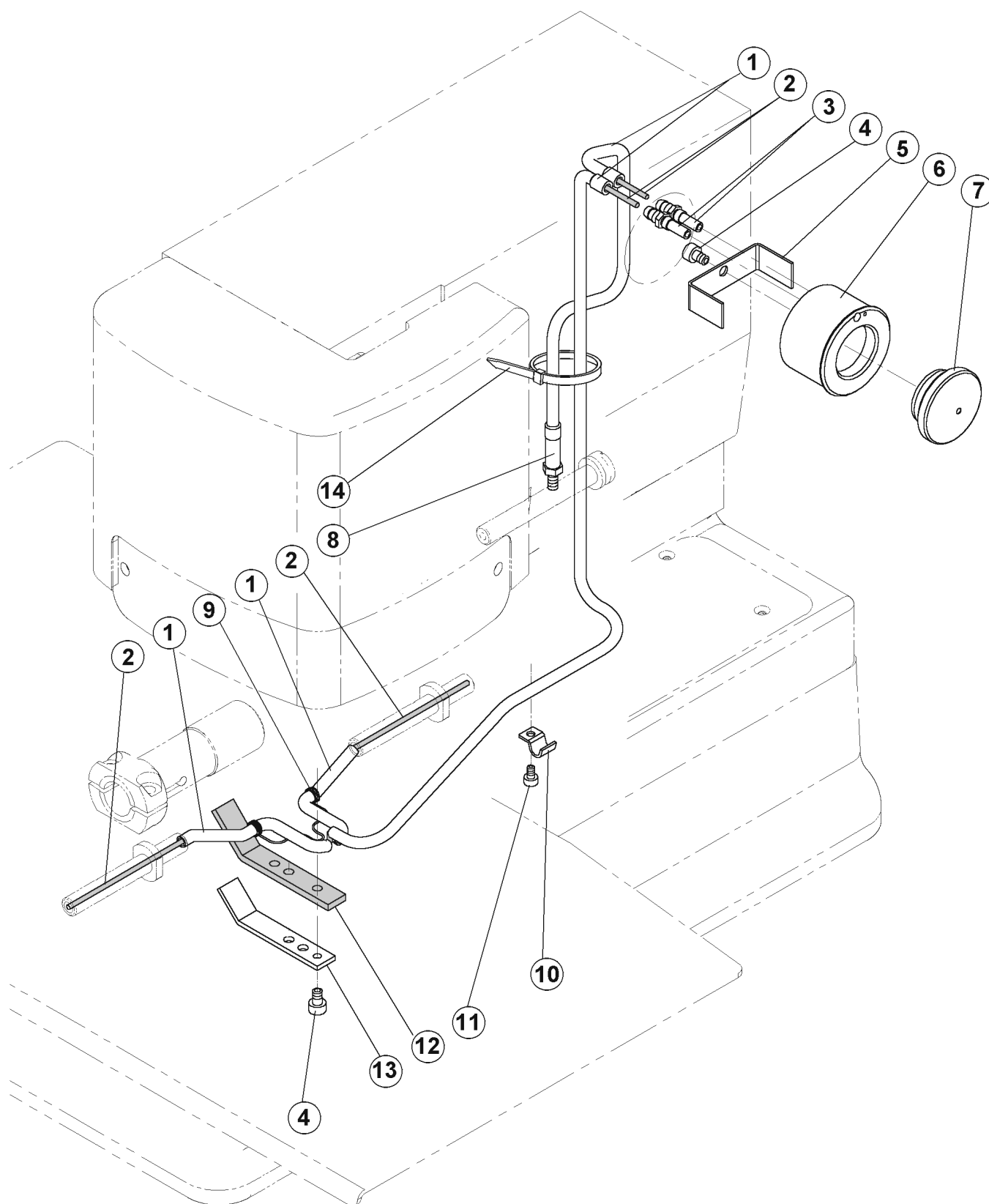
COVERS



COVERS

DET	PART NUMBER	DESCRIPTION	QTY.
01	08.6100.5.016	Screw M5 x 16	7
02	24.0068.0.000	Net ●●●	1
03	24.0067.0.000	Fan Rack	1
04	08.6850.5.000	Washer M5	4
05	See Page 3-37	Fan Assembly	—
06	24.6004.1.001	Pulley Cover ●	1
07	08.6000.4.070	Screw M4 x 70	4
08	08.6000.3.040	Screw M3 x 40	1
09	08.6000.3.016	Screw M3 x 16	4
10	24.6001.2.000	Head Rear Cover ●	1
11	24.0112.0.000	Cover Sound Deadener ●●●	1
12	—	Label ●●●	1
13	24.6003.0.000	Needle Bar Cover ●	1
14	22.0057.0.000	Cover Latch	1
15	08.6000.4.006	Screw M4 x 6	2
16	24.0154.0.000	Eye Shield ●●●	1
17	08.6200.4.008	Screw M4 x 8	2

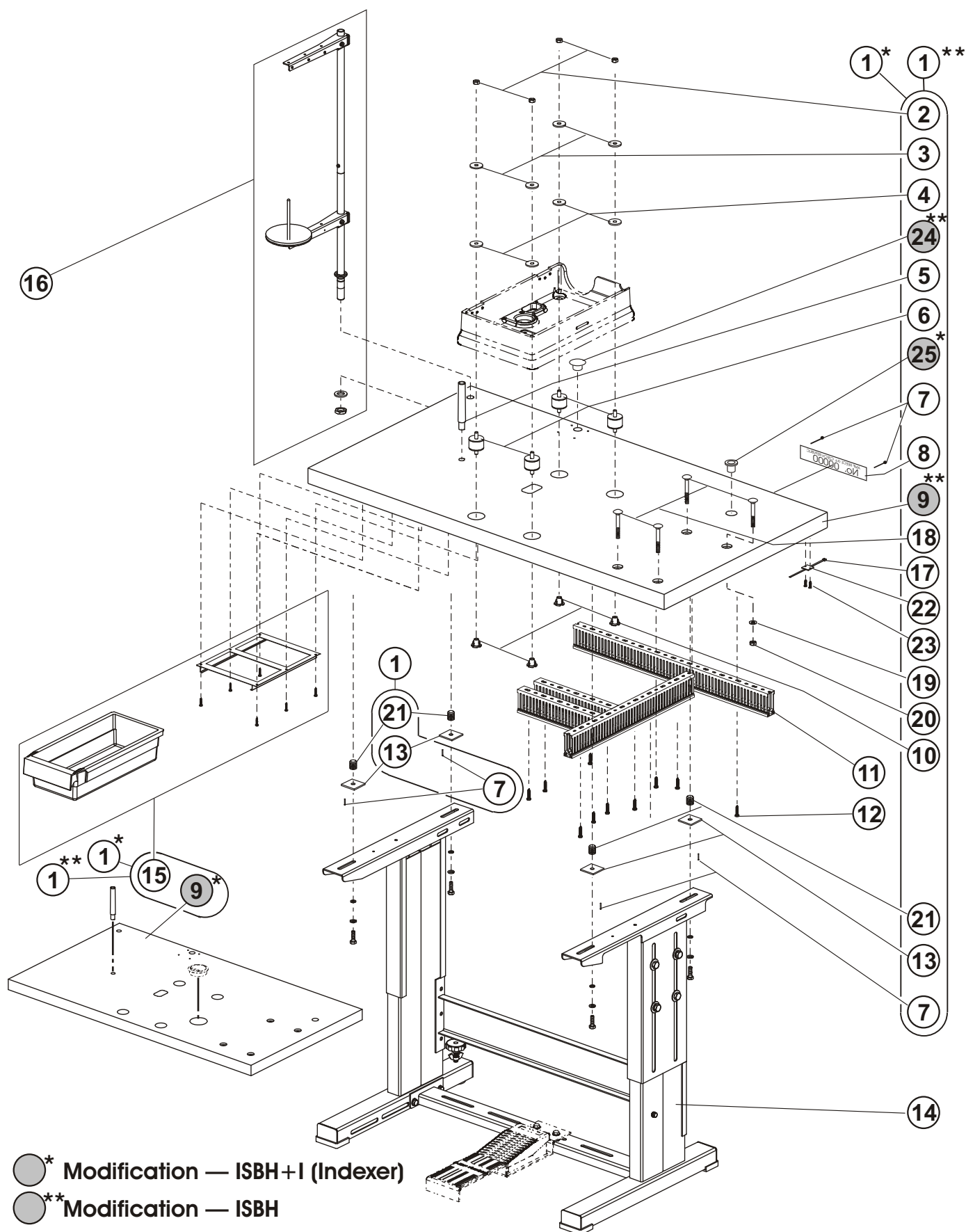
LUBRICATION



LUBRICATION

DET	PART NUMBER	DESCRIPTION	QTY.
01	24.0141.0.000	Tubing ●●●	1
02	24.0139.0.000	Lubricating Wick ●●●	1
03	22.0229.0.000	Straight Fitting	2
04	08.6000.4.006	Screw M4 x 6	2
05	22.0120.0.000	Holder	1
06	22.0104.0.000	Oil Gauge Reservoir	1
07	17.0095.1.329	Wheel ●●●	1
08	22.0108.0.000	Wick Holder	1
09	17.0027.1.799	Spring	1
10	17.0082.6.000	Clamp	1
11	08.6000.3.006	Screw M3 x 6	1
12	17.0094.5.310	Felt ●●●	1
13	22.0107.0.000	Worm Gear Felt Retainer	1
14	12.0008.3.023	Ty-wrap ●●●	1

TABLE



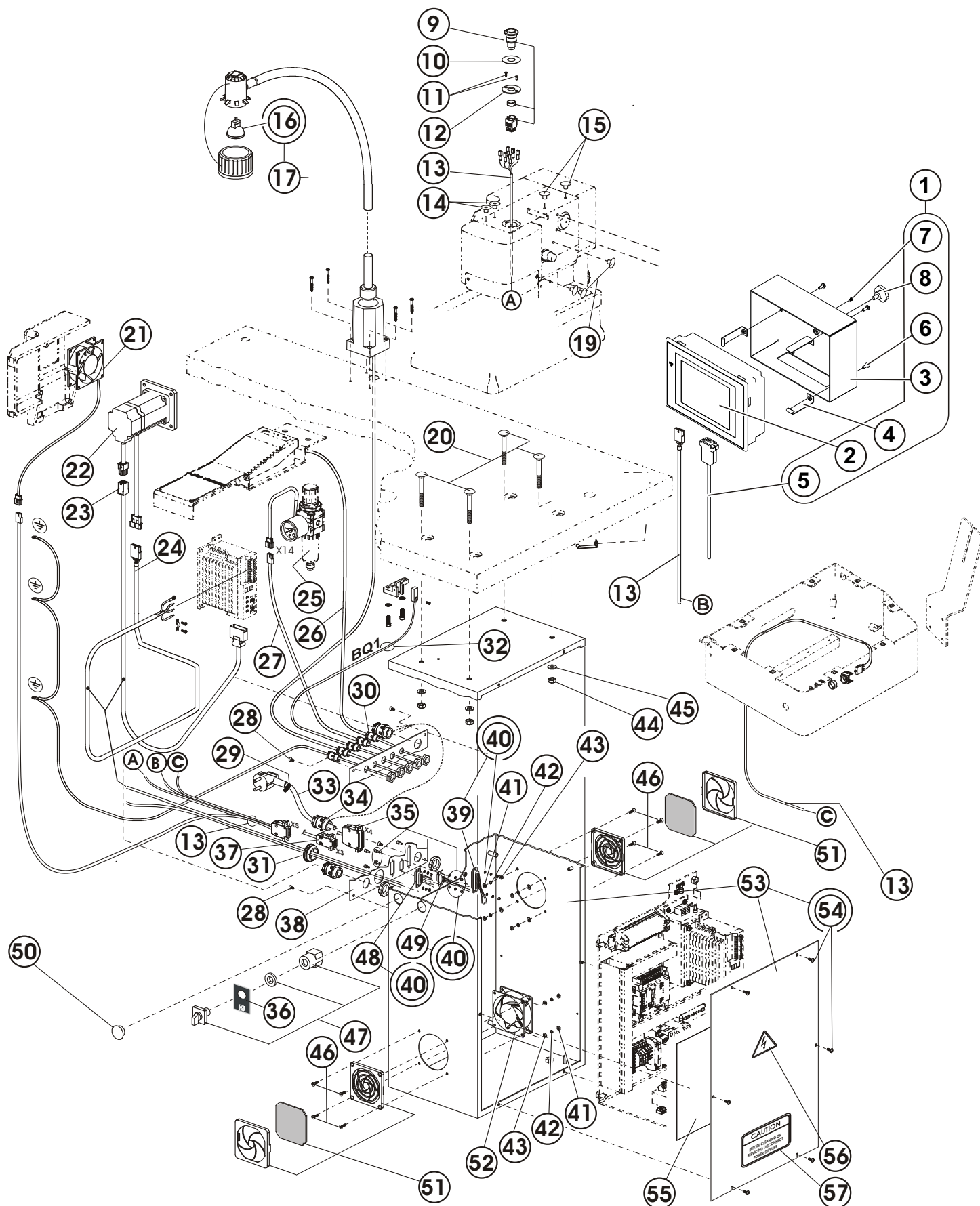
TABLE

DET	PART NUMBER	DESCRIPTION	QTY.
01**	24.0142.0.050	Table Assembly ISBH	1
01*	04.9024.0.003	Table Assembly ISBH+I	1
02	08.6700.8.000	M8 Nut	(4)
03	17.0019.0.441	Washer	(4)
04	17.0095.1.272	Washer ●●●	(4)
05	12.0008.6.900	Machine Rest Table Pin	(1)
06	12.0008.6.801	Rubber Spring ●●●	(4)
07	12.1016.1.000	Nail ●●●	(6)
08	04.1416.0.003	Label "No. xxxx" ●	(1)
09**	24.0142.0.000	Table ●●●	(1)
09*	04.9024.0.901	Table ISBH+I ●●●	(1)
10	08.6742.8.000	M8 Nut	(4)
11	24.0069.9.063	Wire Raceway Kit ●●●	1
12	08.6663.5.025	Screw 4,8 - 25	10
13	17.0094.0.200	Washer ●●●	(4)
14	04.9000.2.123	Frame Kit	1
15	12.0008.6.901	Drawer Kit ●●●	(1)
16	24.0219.0.000	Thread Stand	1
17	12.0008.3.023	Ty-wrap ●●●	(1)
18	08.6532.8.050	Screw M8x50	(4)
19	08.6852.8.000	Washer	(4)
20	08.6702.8.000	Nut	(4)
21	08.6752.8.000	Nut	(4)
22	12.0008.4.058	Clip	(1)
23	08.6652.3.016	Screw 3 x 16	(2)
24**	12.0008.4.777	Plug ●●●	1**
25*	84.0005.7.135	Slide Bearing (OMRON)	(1)

*	Modification — ISBH+I (Indexer)
---	---------------------------------

**** Modification — ISBH**

ELECTRICAL (ISBH+I) - I

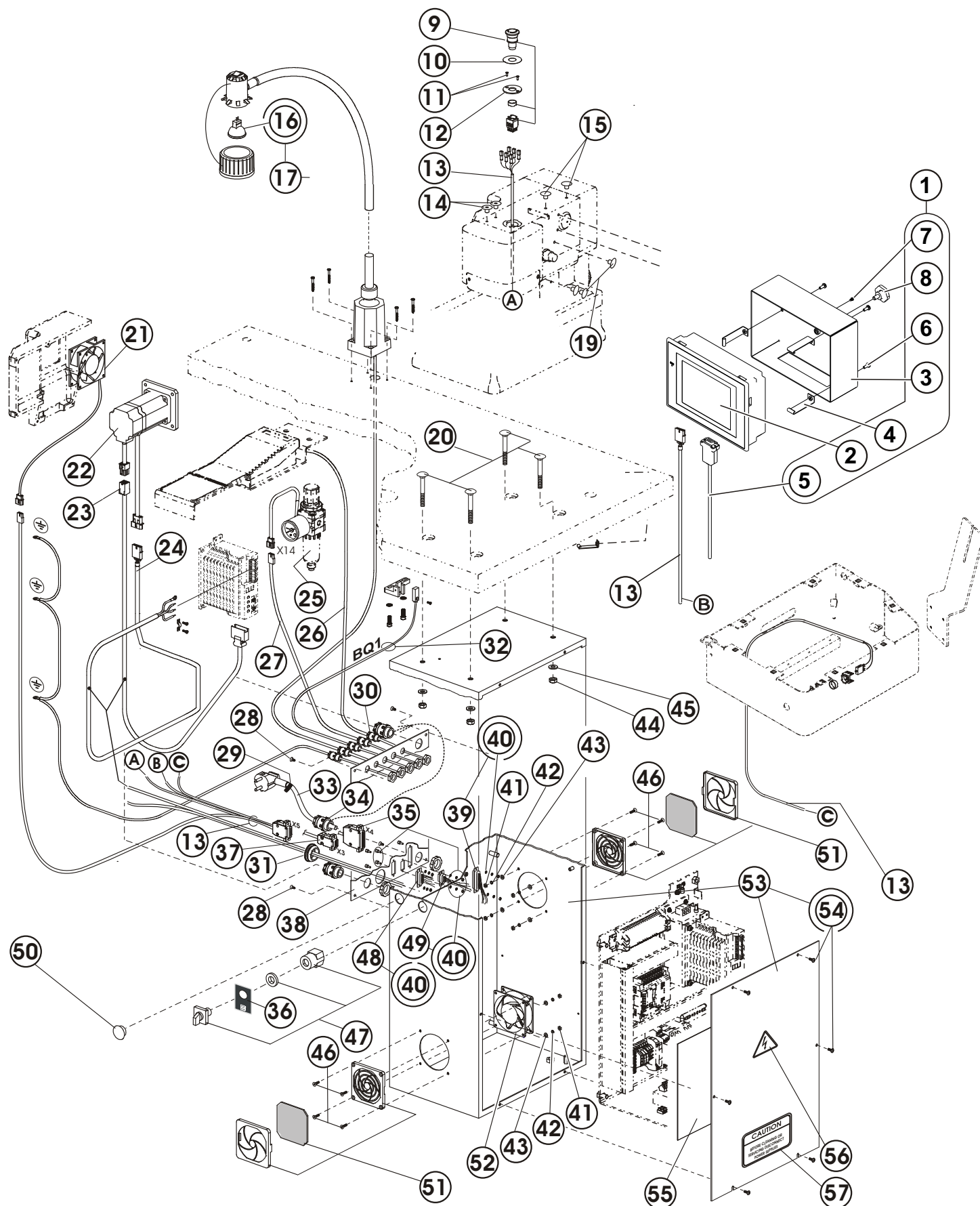


ELECTRICAL (ISBH+I) - I



DET	PART NUMBER	DESCRIPTION	QTY.
01	03.5524.0.049	Panel Kit OMRON ISBH + I	1
02	24.8001.2.014	TOUCH SCREEN-OMRON ●●●	(1)
03	68.0358.0.800	PANEL COVER - OMRON	(1)
04	24.0168.0.000	DISPLAY HOLDER - OMRON	(3)
05	06.2400.0.002	CABLE DISPLAY	(1)
06	08.6032.4.010	SCREW M4-10	(3)
07	08.6662.3.006	SCREW	(1)
08	19.0014.7.003	SCREW-PANEL ●●●	(1)
09	12.0008.4.563	Emergency Stop Button ●●●	1
10	12.8000.0.047	Label ●●●	1
11	08.6102.3.008	Screw	2
12	24.0148.0.000	Emergency Stop Cover	1
13	06.2400.0.901	Cable X5	1
14	08.6215.4.006	Screw ●●●	2
15	12.0008.4.570	Plug ●●●	(4)
16	12.0008.4.679	Bulb 12V/12W ●●●	(1)
17	12.0008.4.403	Halogen Lamp Kit 12 V Assembly ●●●	1
19	12.0010.4.094	Plug ●●●	3
20	See Page 3-34	Screw M8 x 55	—
21	24.0059.9.069	Fan ●●●	1
22	12.0010.4.177	Servomotor OMRON ● ● ● ●●	1
23	12.0010.4.253	Encoder Cable	1
24	12.0010.4.254	Motor Power Cable	1
25	See Page 3-44	Pressure Gauge	—
26	See Page 3-40	Foot Cable	—
27	06.2400.0.008	Cable X14	1
28	08.6100.4.010	Screw	4
29	12.8000.0.112	Label Cable 230V 1PH ●●●	1
30	12.0008.4.207	Bushing PG7 ●●●	5
31	12.0008.4.366	Plug PG 29 ●●●	1
32	06.2400.0.009	End of Cycle Sensor BQ1 ●● ●●●	2
33	12.0008.4.885	Cable Flexo	1
34	12.0008.4.231	Bushing PG13,5 ●●●	1
35	06.2400.0.904	Cable X4 Indexer	1
36	12.8000.0.040	Label (Main Switch)	1
37	12.0008.3.604	Cable X3 Valve	1
38	04.9024.0.653	Connectors Plate ISBH+I	1
39	06.2400.0.902	Cable X5A	1
40	12.0008.4.710	Screw Kit	(3)
41	08.6702.4.000	Nut M4	8
42	08.6802.4.000	Washer	8
43	08.6852.4.000	Washer	8
44	See Page 3-34	Nut	—
45	See Page 3-34	Washer	—
46	08.6100.4.020	Screw	8

ELECTRICAL (ISBH+I) - I

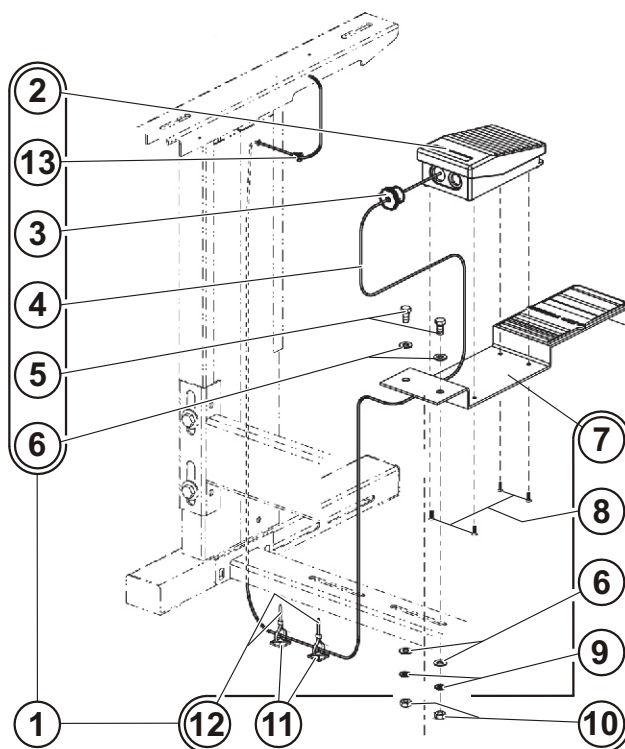


ELECTRICAL (ISBH+I) - I



DET	PART NUMBER	DESCRIPTION	QTY.
47	12.0008.4.835	Switch ON — OFF	1
48	06.2400.0.913	Cable X4A	1
49	06.2400.0.910	Cable X3A	1
50	12.0008.4.216	Plug	1
51	12.0008.4.472	Fan Cover With Filter ●●●	2
52	24.0059.9.017	Fan assy.*	1
53	70.4165.1.125	Electrical Box	1
54	08.6032.4.010	Screw M4x10	(6)
55	12.8000.0.158	Electrical Diagram Label	1
56	12.0008.4.378	Label	1
57	00.2751.3.602	Label “CAUTION”	1


ELECTRICAL II



ELECTRICAL II

DET	PART NUMBER	DESCRIPTION	QTY.
01	24.0069.9.009	Pedal Assembly	1
02	06.8800.0.001	Pedal ●●●	(1)
03	12.0008.4.296	Bushing ●●●	(1)
04	06.2400.0.014	Cable	(1)
05	08.6312.8.020	Screw M8x20	(2)
06	08.6852.8.000	Washer M8	(4)
07	24.0097.0.000	Holder Pedal	(1)
08	08.6100.4.012	Screw M4x12	(4)
09	08.6802.8.000	Spring Washer M8	(2)
10	08.6702.8.000	Nut M8	(2)
11	12.0008.4.058	Clip	(2)
12	12.0008.4.072	Ty-wrap	(2)
13	12.0008.4.214	Bushing	(1)

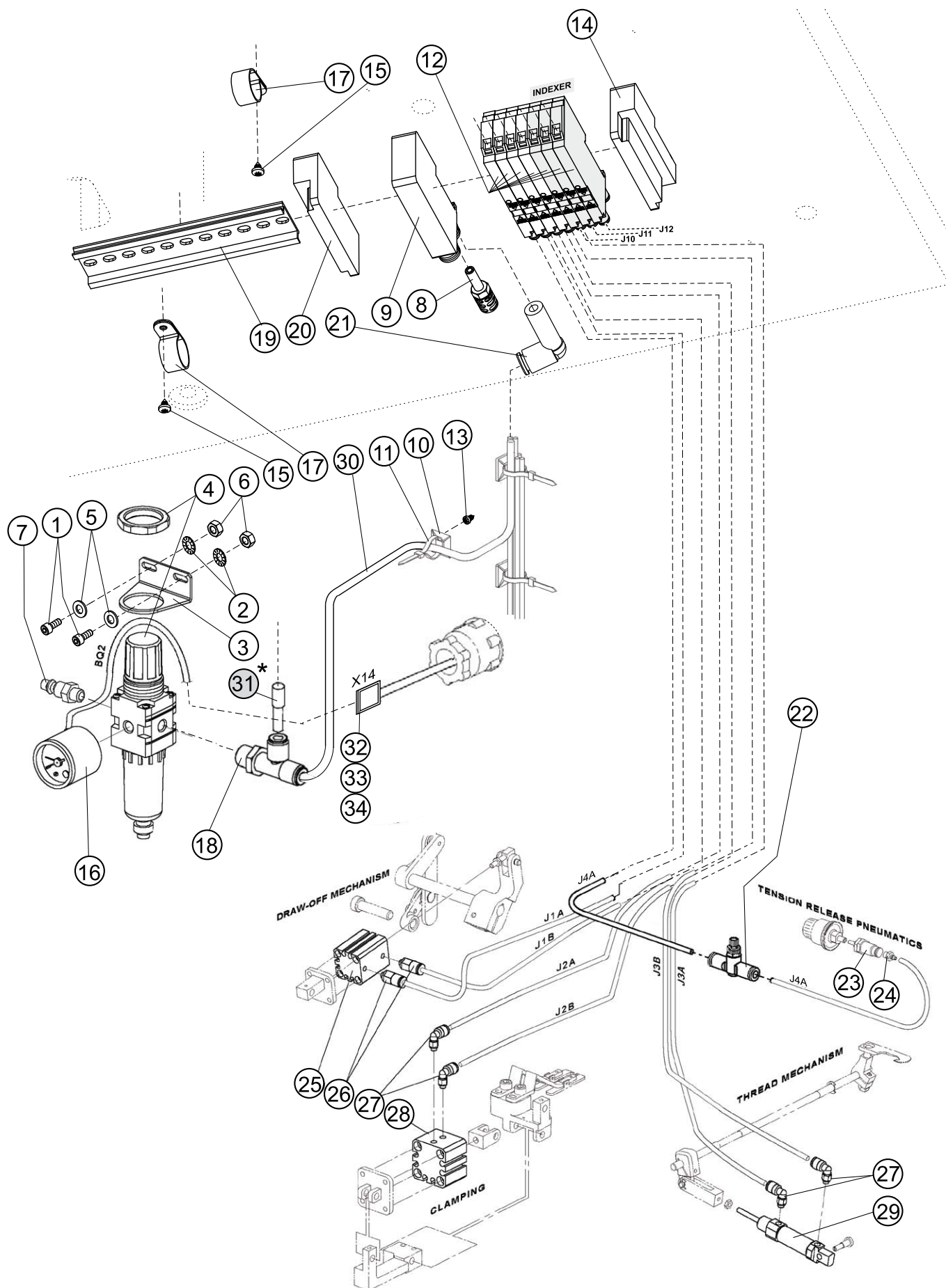
ELECTRICAL III



ELECTRICAL III

DET	PART NUMBER	DESCRIPTION	QTY.
01		Terminal x1 (X1)	1
02		Terminal X0 - Power (X0)	1
03		Terminal X12 - Fan (X12)	1
04	24.8001.2.005	Servodrive (U1)	
05	12.0010.4.071	Extension Block	
06	24.8001.2.001	PCL	1
07	12.0010.4.067	Port RS 232	1
08	12.0008.4.050	Bridge GND	1
09	12.0010.4.251	Filter (Z1)	1
10	12.0008.4.665	Fuse T2A (F1)	1
11	12.0008.4.664	Fuse T10A (F2, F3)	2
12	12.0008.4.833	Contactor (KM1)	1
13	12.0010.4.168	Power 24V (GS1)	1
14	12.0010.4.255	Power (GS2)	1
15	12.0010.4.249	Driver (U2)	1
16	12.0010.4.163	Battery PLC	1

PNEUMATICS



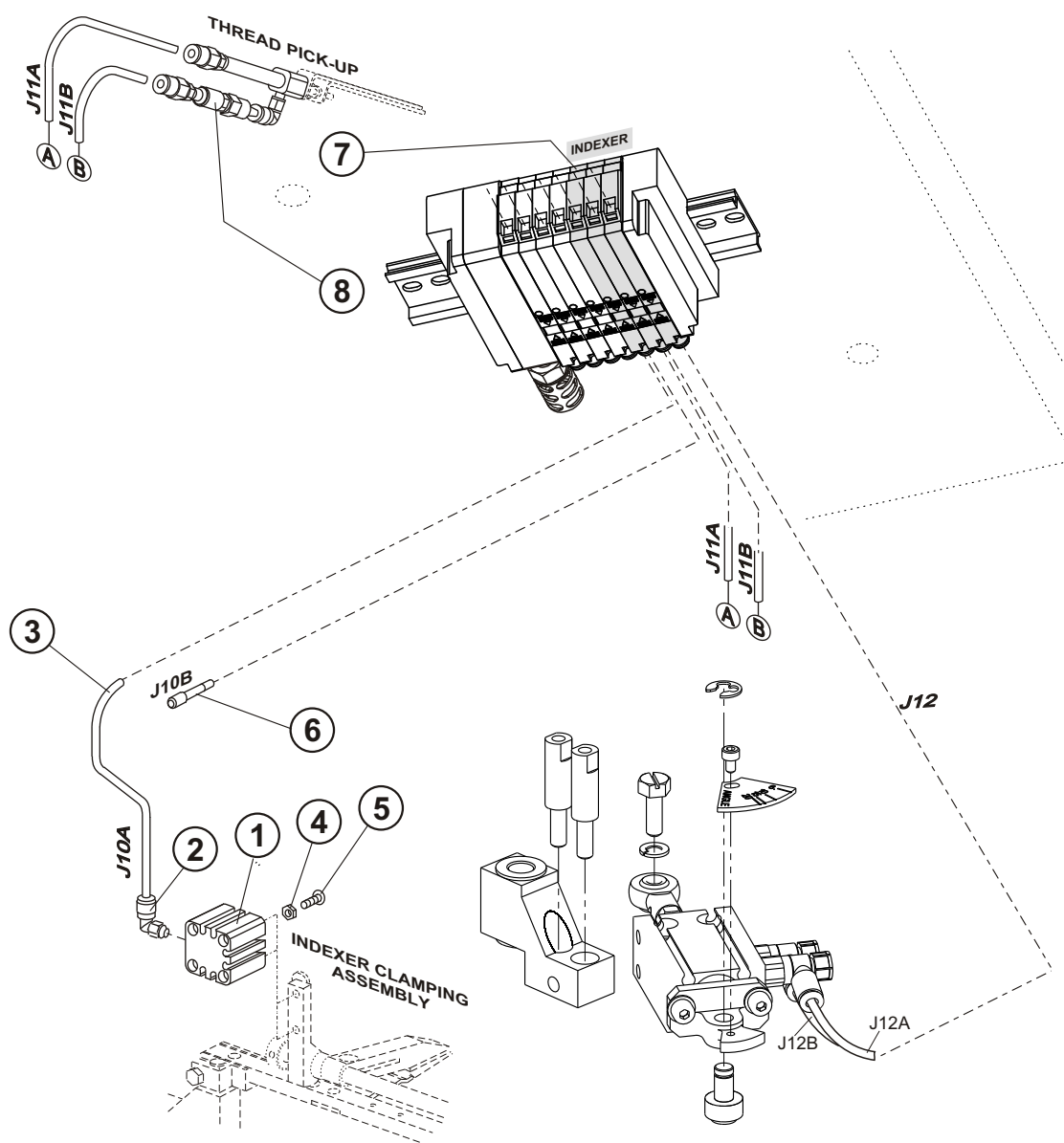
PNEUMATICS

DET	PART NUMBER	DESCRIPTION	QTY.
01	08.6000.5.012	Screw M5x12	2
02	08.6832.5.000	Washer M5	2
03	12.0008.3.659	Regulator Holder	1
04	12.0008.3.753	Regulator	1
05	08.6850.5.000	Washer M5	2
06	08.6700.5.000	Nut M5	2
07	12.0008.3.420	Connector	1
08	12.0010.3.030	Silencer	1
09	12.0008.3.829	Air Supply Block Assembly	1
10	12.0008.4.058	Clip ●●●	3
11	12.0008.3.023	Ty-wrap ●●●	3
12	12.0008.3.828	Pneumatic Valve	7
13	08.6662.3.006	Screw	2
14	12.0008.3.830	Rail Stopper	1
15	08.6683.4.007	Screw	2
16	12.0008.3.418	Pressure Gauge	1
17	12.0008.4.280	Clamp	2
18	12.0010.3.031	Connector	1
19	12.0008.3.832	DIN Rail	1
20	12.0008.3.831	Rail Stopper	1
21	12.0010.3.031	Connector ●●●	1
22	12.0010.3.029	Speed Controller ●●●	1
23	12.0008.3.413	Cylinder	1
24	12.0010.3.027	Connector	1
25	12.0008.3.433	Knife Cylinder	1
26	12.0010.3.027	Connector	2
27	12.0010.3.028	Connector ●●●	4
28	12.0008.3.412	Clamp Cylinder ●	1
29	24.0050.0.000	Trimmer Cylinder	1
30	24.0117.1.000	Air Tubing Kit ●●●	1
31*	12.0008.3.437	Plug	1
32	12.0008.4.280	Cord Clam	1
33	08.6852.4.000	Washer M4	1
34	08.6683.4.007	Screw M4x7	1

*

Modification — ISBH

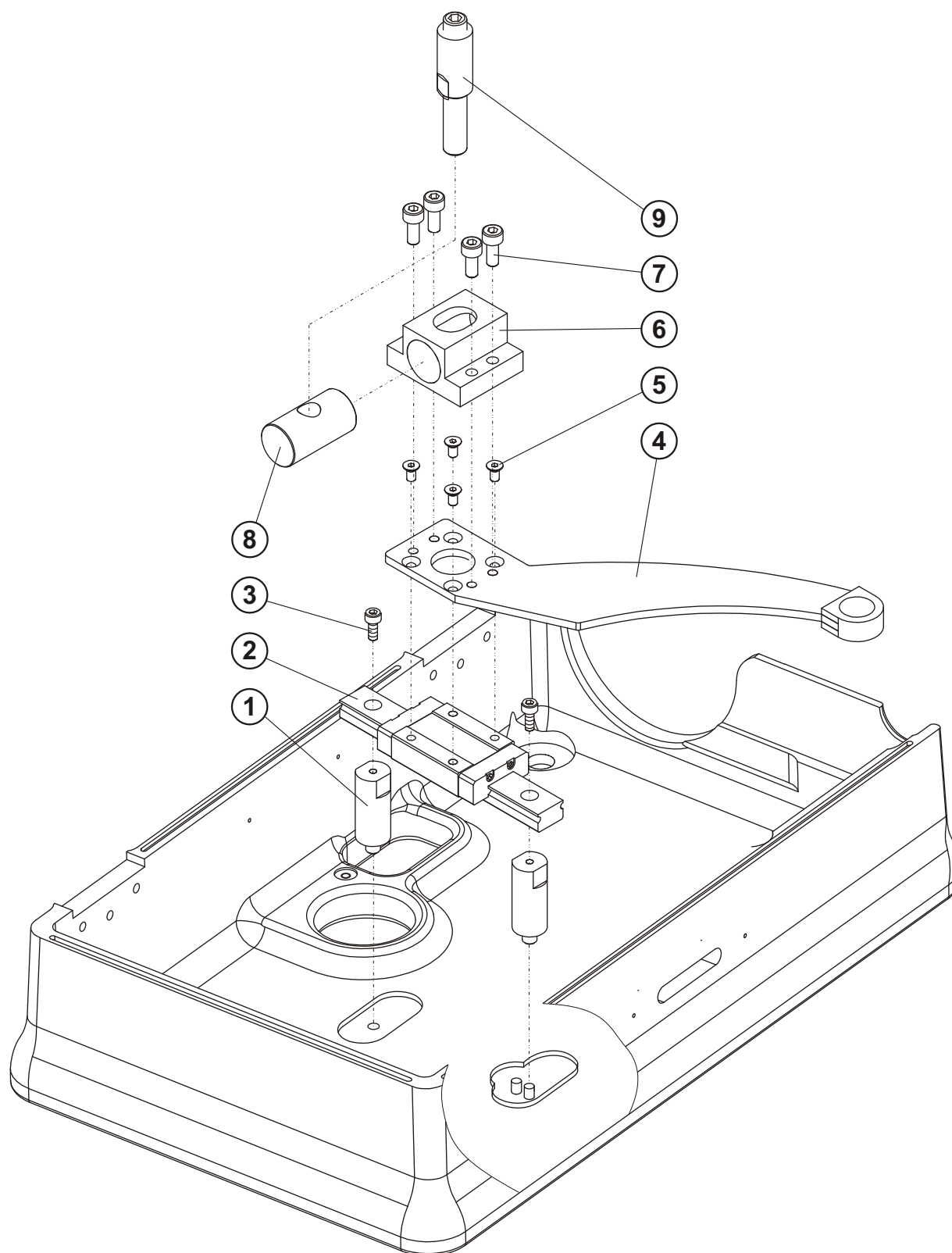
PNEUMATICS INDEXER



PNEUMATICS INDEXER

[illegible]

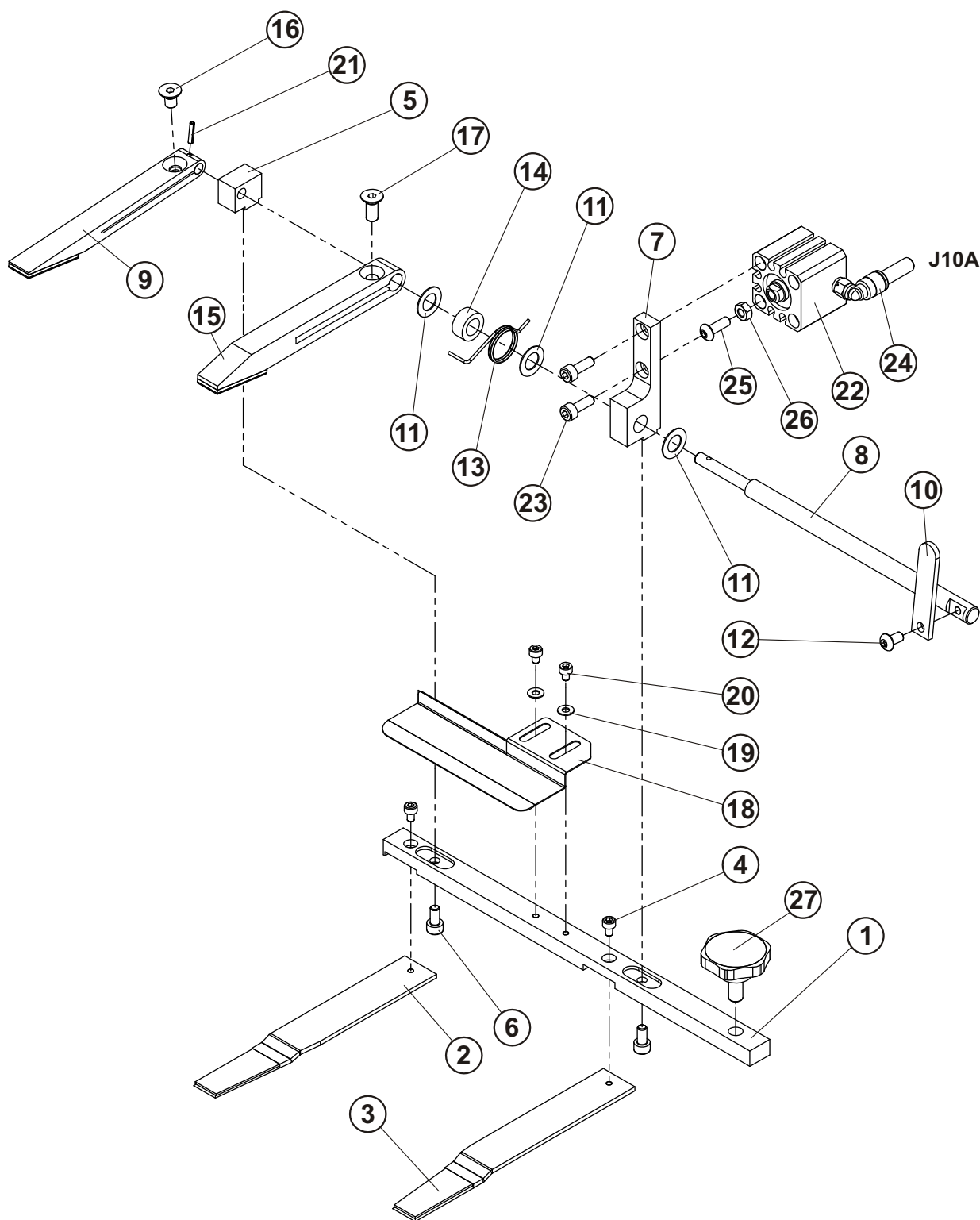
INDEXER LINEAR GUIDE



INDEXER LINEAR GUIDE

DET	PART NUMBER	DESCRIPTION	QTY.
01	24.4087.0.000	Stud	2
02	12.2070.1.012	Linear Guide	1
03	08.6000.3.008	Screw M3-8	2
04	24.4067.1.000	Cross Lever	1
05	08.6100.3.006	Screw M3-6	4
06	24.4026.1.000	Pillow Block ●	1
07	08.6000.4.010	Screw M4-10	4
08	24.4027.0.000	Plastic Joint ●●●	1
09	24.4028.1.000	Stud Assembly	1

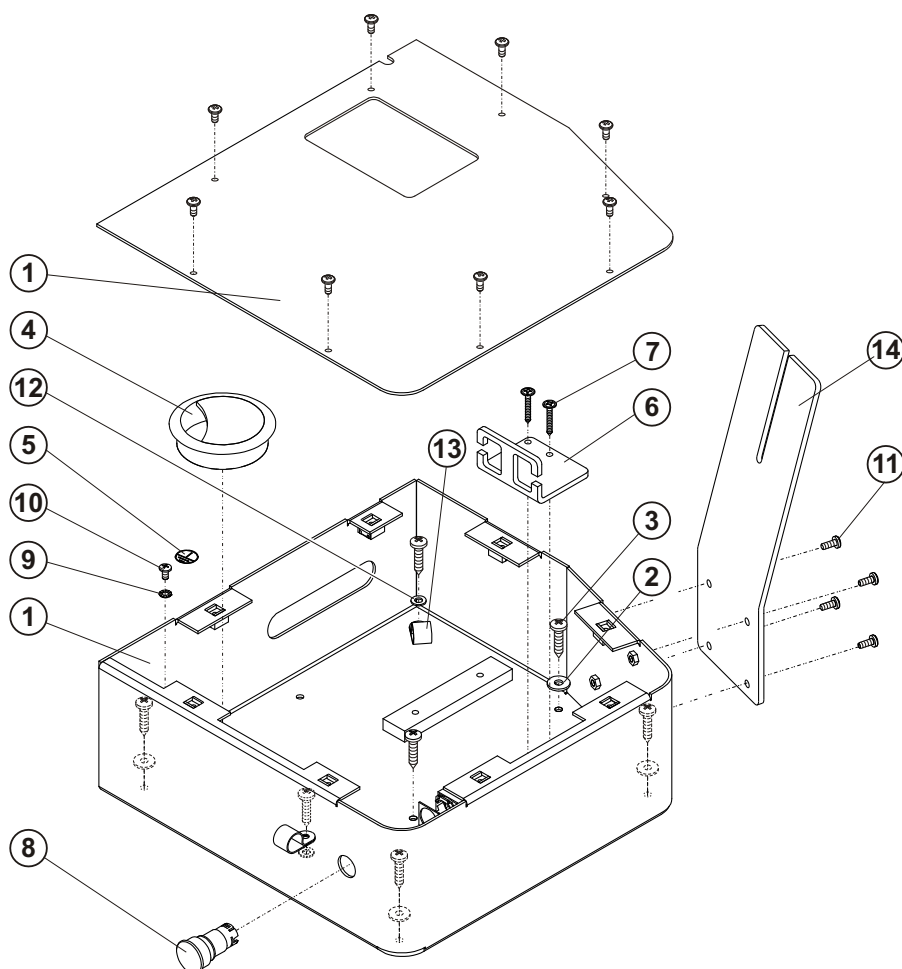
INDEXER CLAMPING ASSEMBLY



INDEXER CLAMPING ASSEMBLY

DET	PART NUMBER	DESCRIPTION	QTY.
01	24.4005.1.000	Clamp Rail	1
02	24.4006.1.000	Clamping Mat Left	1
03	24.4007.1.000	Clamping Mat Right	1
04	08.6000.3.005	Screw M3-5	2
05	24.4016.0.000	Holder Cylinder ●	1
06	08.6000.4.008	Screw M4-8	2
07	24.4013.0.000	Holder Cylinder ●	1
08	24.4009.0.000	Shaft	1
09	24.4017.1.000	Clamp Foot Left ● ●●●	1
10	24.4011.0.000	Clamping Lever	1
11	08.6887.8.000	Washer	3
12	08.6200.4.008	Screw M4-8	1
13	24.4010.0.000	Spring	1
14	24.4014.0.000	Bushing ●●●	1
15	24.4015.1.000	Clamp Foot Right ● ●●●	1
16	08.6100.5.008	Screw M5-8	1
17	08.6100.5.012	Screw M5-12	1
18	24.4008.0.000	Material Guide	1
19	08.6850.3.000	Washer 3,2	2
20	08.6000.3.004	Screw M3-4	2
21	12.1014.0.004	Pin 2x8	1
22	12.0008.3.498	Cylinder ● ●●●	1
23	08.6000.4.012	Screw M4-12	2
24	12.0008.3.411	Connector ●● ●●●	1
25	08.6200.4.010	Screw M4-10	1
26	08.6700.4.000	Nut M4	1
27	24.4019.0.000	Screw ●●●	1

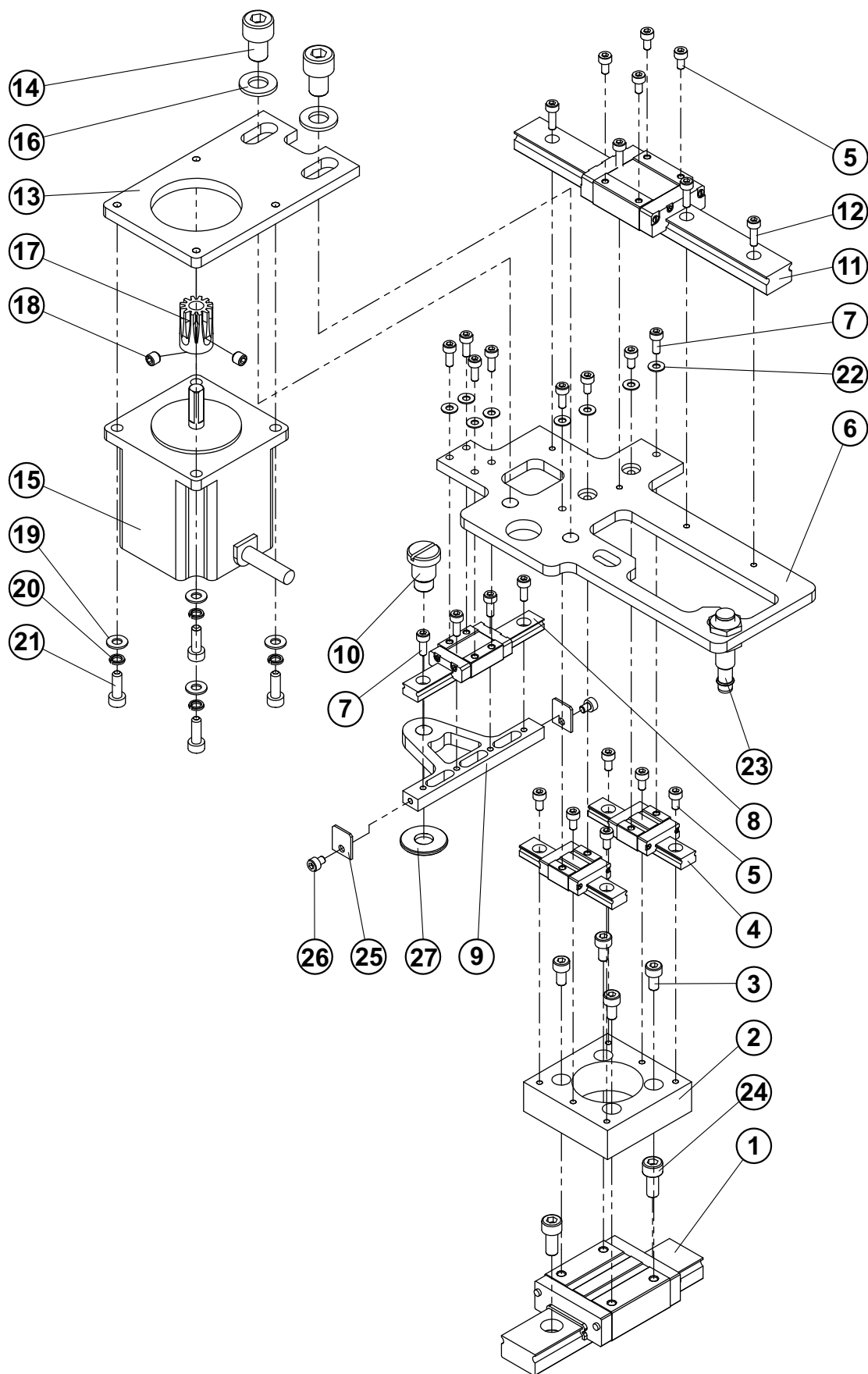
INDEXER ASSEMBLY



INDEXER ASSEMBLY

[illegible]

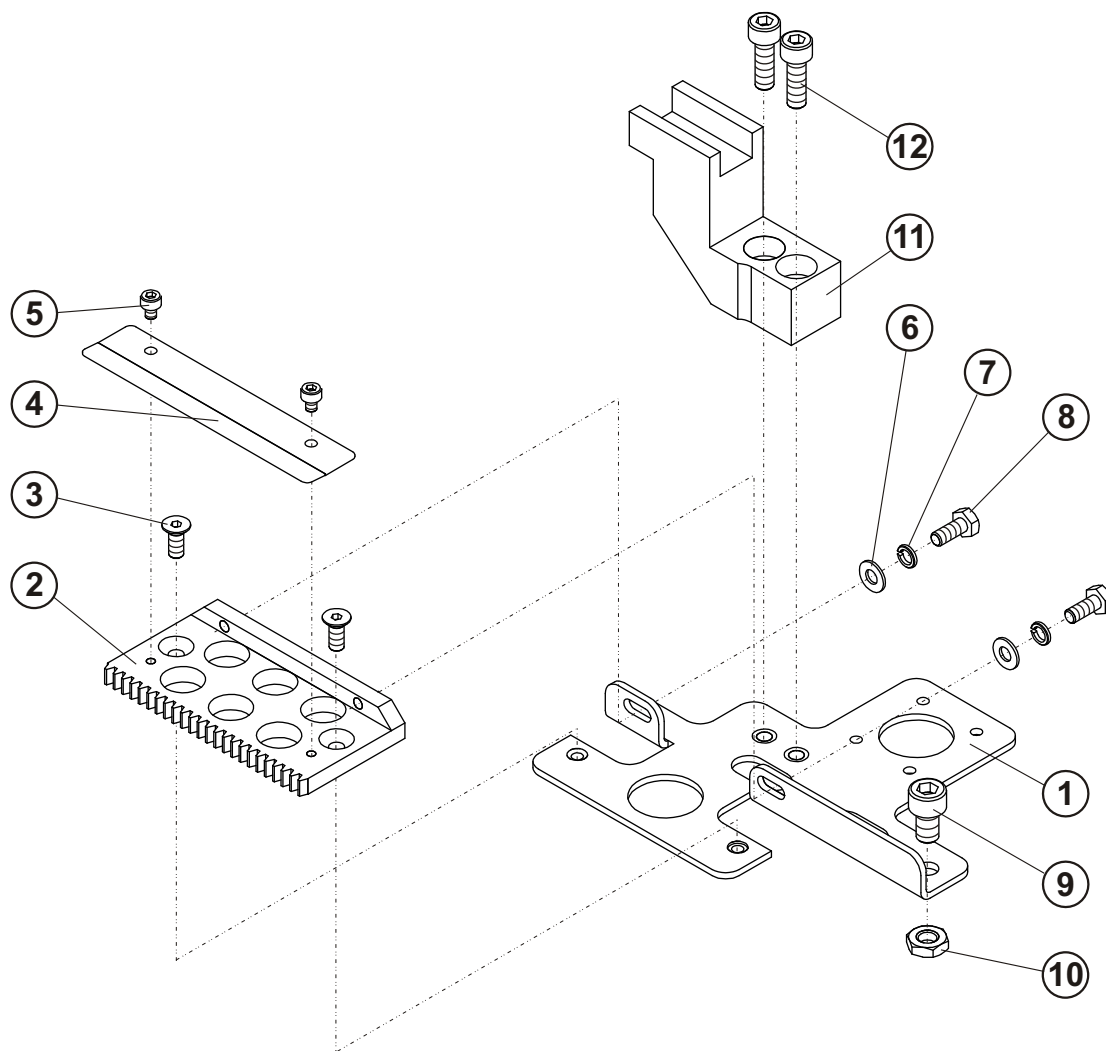
INDEXER GUIDE ASSEMBLY



INDEXER GUIDE ASSEMBLY

DET	PART NUMBER	DESCRIPTION	QTY.
01	12.2070.1.013	Guide	1
02	24.4061.1.600	Holder ●	1
03	08.6000.4.008	Screw M4-8	4
04	12.2070.1.014	Guide	2
05	08.6000.3.006	Screw M3-6	12
06	24.4062.1.000	Bracket ●	1
07	08.6000.3.008	Screw M3-8	10
08	12.2070.1.015	Guide	1
09	24.4065.1.000	Holder	1
10	24.4081.0.000	Stud	1
11	12.2070.1.016	Guide	1
12	08.6000.3.010	Screw M3-10	4
13	24.4076.0.000	Motor Bracket ●	1
14	08.6000.8.012	Screw M8-12	2
15	06.2400.0.905	Motor - Indexer ● ● ● ● ●	1
16	08.6850.8.000	Washer 8	2
17	24.4075.0.000	Gear	1
18	08.6400.5.005	Screw M5-5	2
19	08.6850.4.000	Washer M4	4
20	08.6800.4.000	Washer 4	4
21	08.6000.4.012	Screw M4-12	4
22	08.6850.3.000	Washer 3,2	8
23	12.0010.4.093	Sensor BQ 10	1
24	08.6000.5.012	Screw M5-12	2
25	24.4082.0.000	Stop	2
26	08.6000.3.004	Screw M3-4	2
27	24.0546.0.000	Washer	1

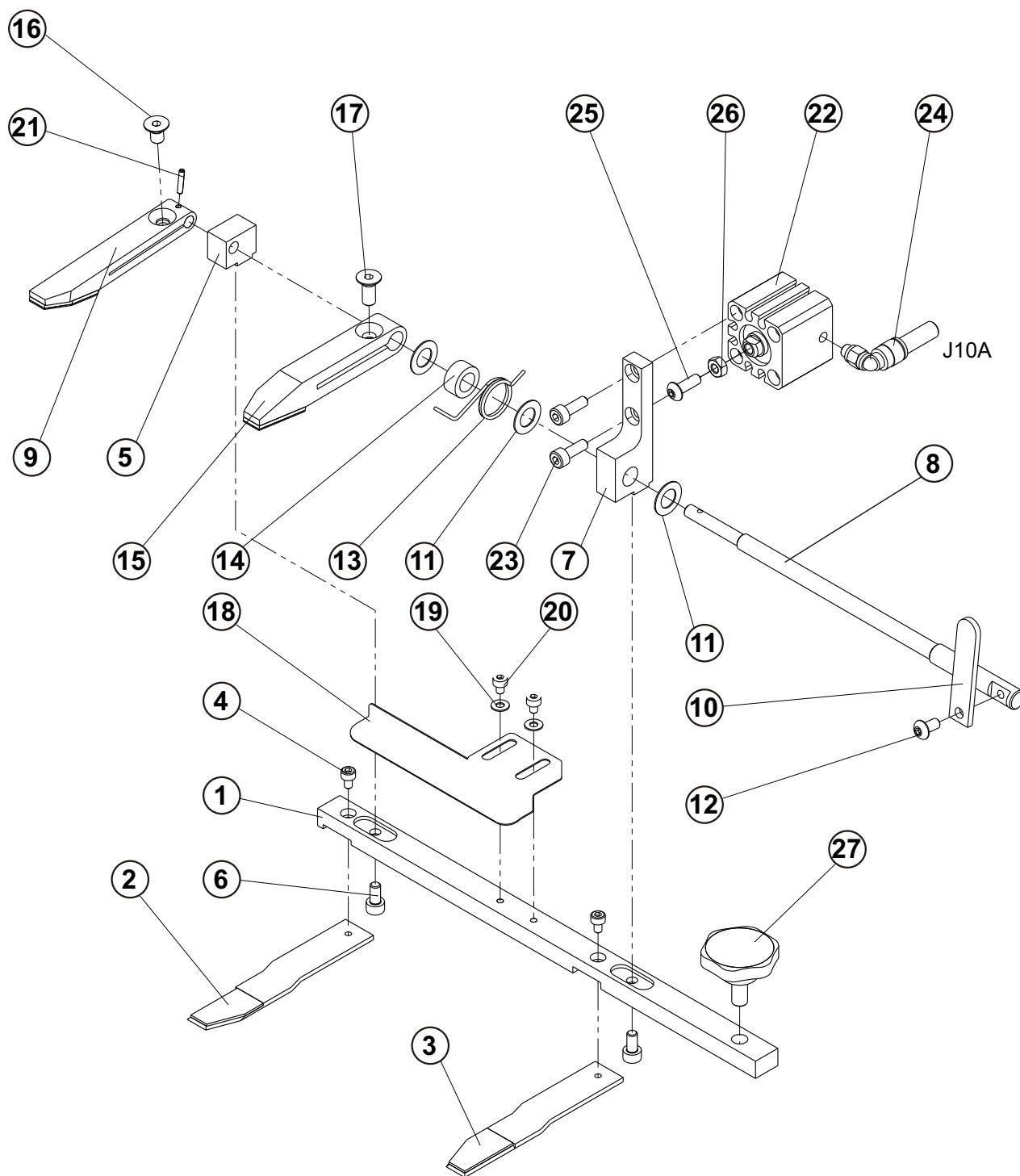
CLAMPING FEED STRAIGHT



CLAMPING FEED STRAIGHT

DET	PART NUMBER	DESCRIPTION	QTY.
01	24.4064.2.000	Support Plate	1
02	24.4077.1.000	Rack	1
03	08.6100.4.010	Screw M4-10	2
04	24.4074.0.000	Gear Cover	1
05	08.6000.3.004	Screv M3-4	2
06	08.6850.4.000	Washer M4	2
07	08.6800.4.000	Washer 4	2
08	08.6310.4.010	Screw M4x10	2
09	08.6000.6.010	Screw M6-10	1
10	08.6710.6.000	Nut M6	1
11	24.4029.1.000	Clamp Feet Holder ●	1
12	08.6000.5.016	Screw M5-16	2

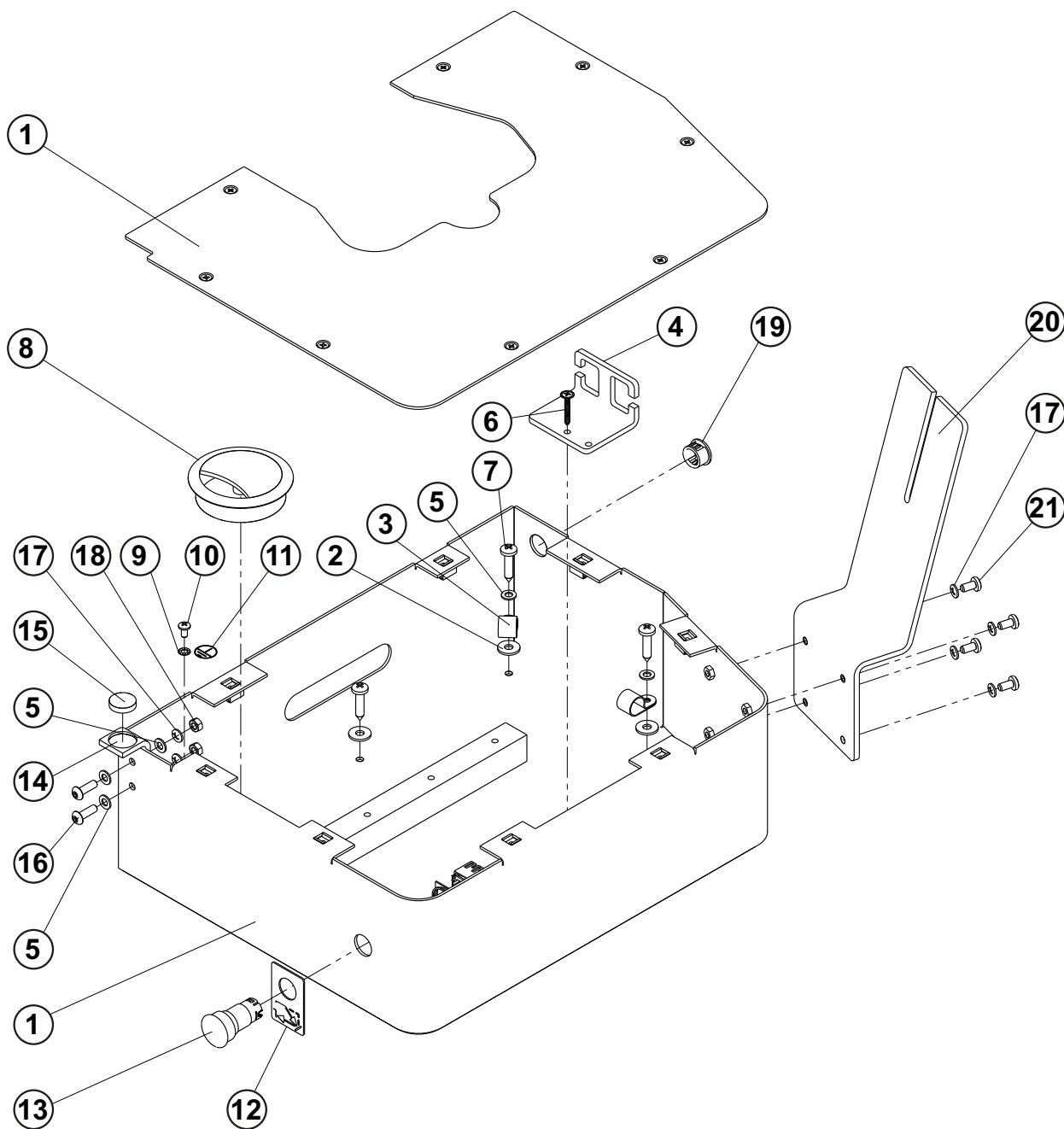
INDEXER CLAMPING - ANGLE



INDEXER CLAMPING - ANGLE

DET	PART NUMBER	DESCRIPTION	QTY.
01	24.4101.0.000	Clamp Rail	1
02	24.4006.2.000	Clamping MAT-Left	1
03	24.4007.2.000	Clamping MAT-Right	1
04	08.6000.3.005	Screw M3 x 5	2
05	24.4016.0.000	Holder Cylinder ●	1
06	08.6000.4.008	Screw M4 x 8	2
07	24.4013.0.000	Holder Cylinder ●	1
08	24.4009.1.000	Shaft	1
09	24.4017.2.000	Clamp Foot-Left ● ●●	1
10	24.4011.0.000	Clamping Lever	1
11	08.6887.8.000	Washer	3
12	08.6200.4.008	Screw M4 x 8	1
13	24.4010.0.000	Spring	1
14	24.4014.0.000	Bushing ●●●	1
15	24.4015.2.000	Clamp Foot-Right ● ●●	1
16	08.6100.5.008	Screw M5 x 8	1
17	08.6100.5.012	Screw M5 x 12	1
18	24.4008.1.000	Material Guide	1
19	08.6850.3.000	Washer 3,2	2
20	08.6000.3.004	Screw M3 x 4	2
21	12.1014.0.004	Pin 2x8	1
22	12.0008.3.498	Cylinder ● ●●	1
23	08.6000.4.012	Screw M4 x 12	2
24	12.0008.3.411	Connector ●● ●●	1
25	08.6200.4.010	Screw M4 x 10	1
26	08.6700.4.000	Nut M4	1
27	24.4019.0.000	Screw	1

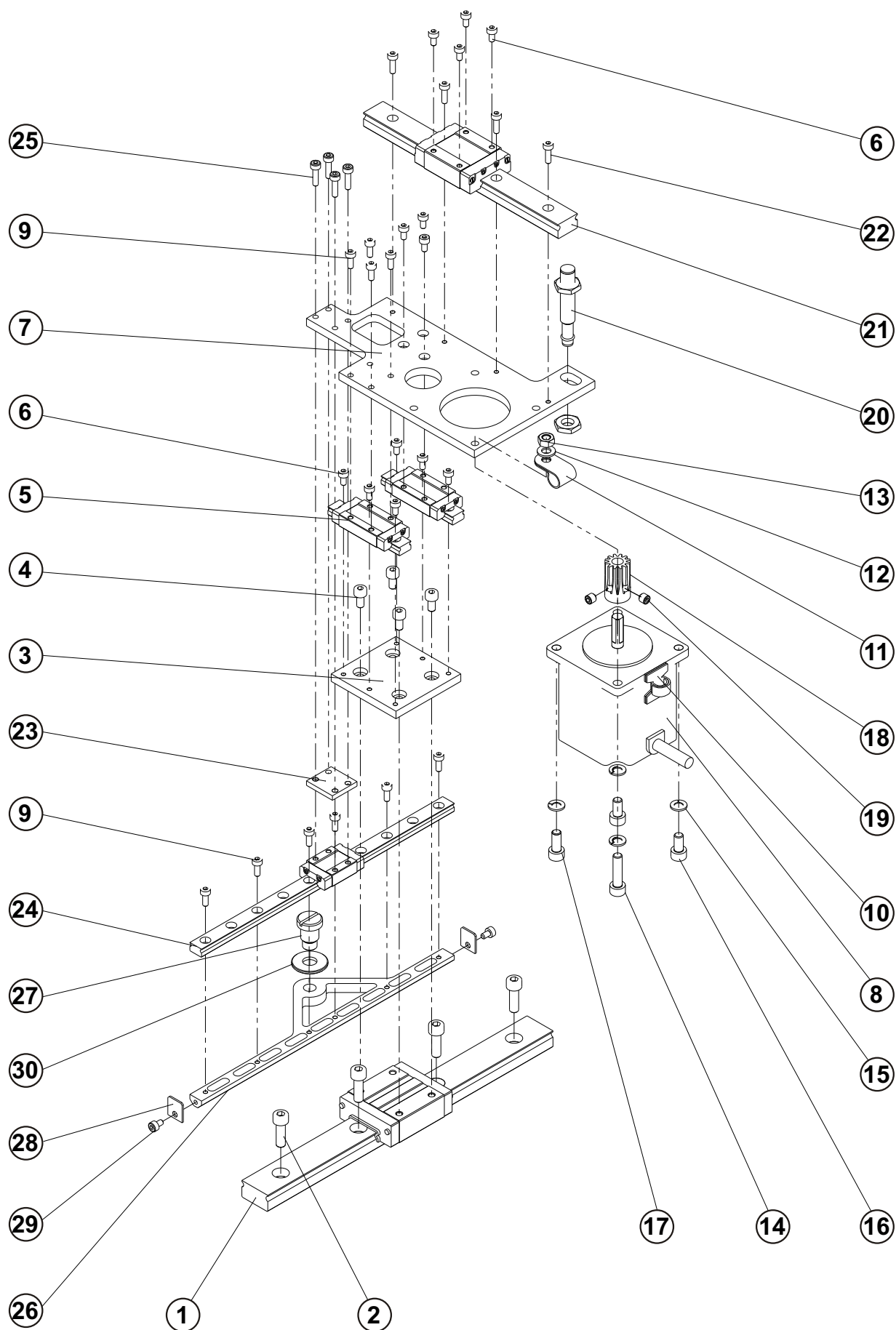
INDEXER COVER - ANGLE



INDEXER COVER - ANGLE

DET	PART NUMBER	DESCRIPTION	QTY.
01	24.4060.3.050	Indexer Cover Assy.	1
02	08.6842.5.000	Washer 5	6
03	07.6600.0.006	Clamp Cable ●●●	2
04	19.0082.3.433	Holder	1
05	08.6852.5.000	Washer 5,3	6
06	08.6676.4.025	Screw 4 x 25	1
07	08.6663.5.025	Screw 4,8 x 25	6
08	12.0008.4.631	Cable Bushing ●●●	1
09	08.6832.4.000	Washer M4	1
10	08.6032.4.008	Screw M4 x 8	1
11	12.0008.4.052	Label Ground ●●●	1
12	12.8000.0.048	Label-Interrupt Cycle ●●●	1
13	12.0008.4.742	Button ●●●	1
14	11.5009.0.000	Table Support	1
15	19.0094.5.413	Felt ●●●	1
16	08.6202.5.016	Screw M5 x 16	2
17	08.6802.5.000	Spring Washer M5	6
18	08.6702.5.000	Nut M5	2
19	12.0008.4.222	Bushing Snap HV12 ●●●	1
20	24.4104.0.000	Display Bracket	1
21	08.6032.5.010	Screw M5 x 10	4

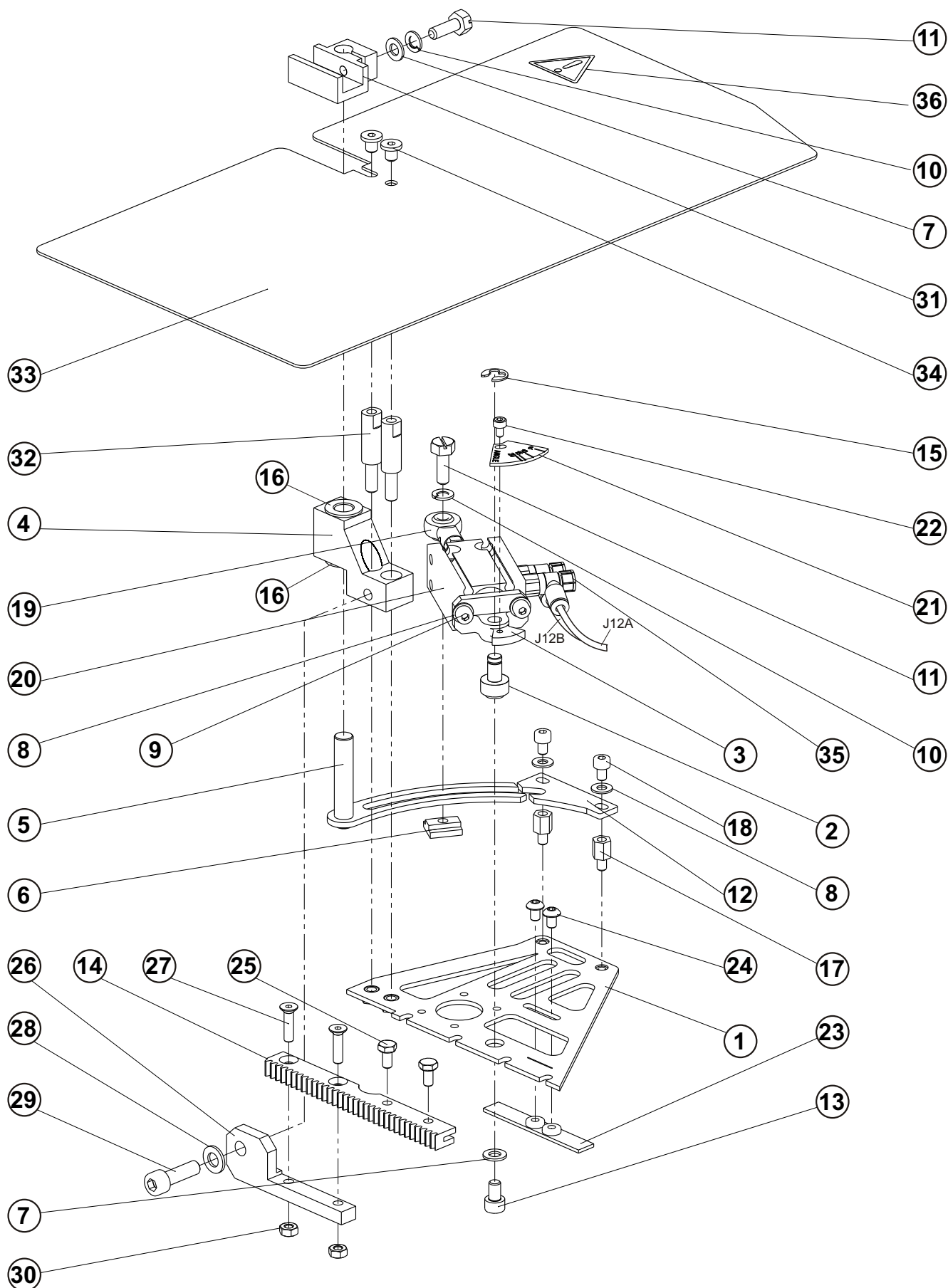
INDEXER GUIDE - ANGLE



INDEXER GUIDE - ANGLE

DET	PART NUMBER	DESCRIPTION	QTY.
01	12.2070.1.032	Guide	1
02	08.6000.5.016	Screw M5 x 16	4
03	24.4061.2.000	Holder ●	1
04	08.6000.4.008	Screw M4 x 8	4
05	12.2070.1.019	Linear Guide	2
06	08.6000.3.006	Screw M3 x 6	13
07	24.4062.3.000	Bracket ●	1
08	06.2400.0.905	Motor - Indexer ● ● ● ● ●	1
09	08.6000.3.008	Screw M3 x 8	10
10	12.0008.4.862	Clips-Metal ● ● ● ●	1
11	12.0008.4.225	Clamp ● ● ●	1
12	08.6850.5.000	Washer 5,3	1
13	08.6700.5.000	Nut M5	1
14	08.6000.5.020	Screw M5 x 20	1
15	08.6800.5.000	Spring Washer M5	4
16	08.6000.5.010	Screw M5 x 10	2
17	08.6000.5.012	Screw M5 x 12	1
18	24.4075.2.000	Gear	1
19	08.6400.5.005	Screw M5 x 5	2
20	12.0010.4.025	Sensor	1
21	12.2070.1.016	Guide	1
22	08.6000.3.010	Screw M3 x 10	4
23	24.4089.0.000	Distance ●	1
24	12.2070.1.033	Linear Guide	1
25	08.6000.3.012	Screw M3 x 12	4
26	24.4065.2.000	Holder	1
27	24.4081.0.000	Stud	1
28	24.4082.0.000	Stop	2
29	08.6000.3.005	Screw M3 x 5	2
30	24.0546.0.000	Washer	1

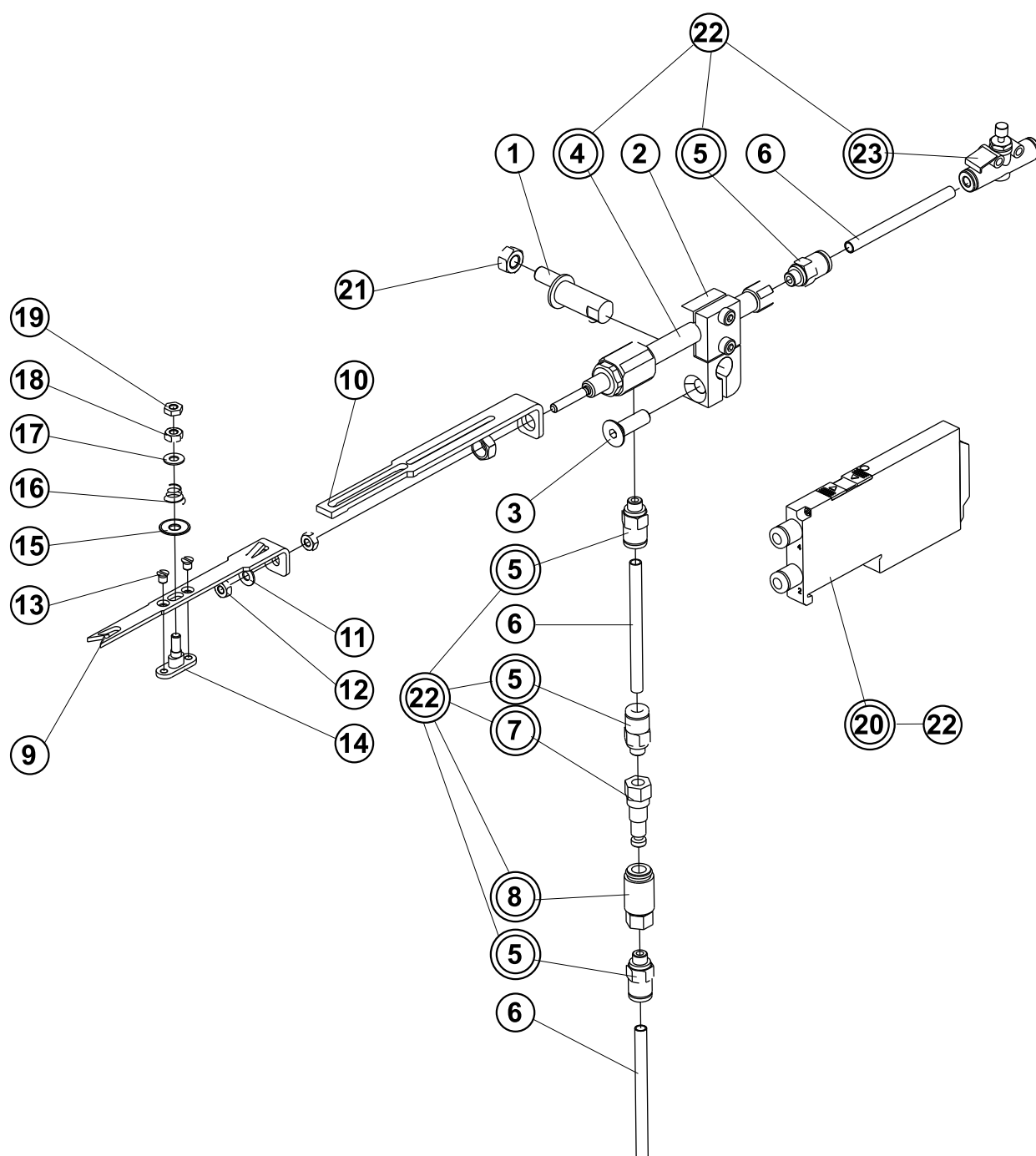
CLAMP FEET - ANGLE



CLAMP FEET - ANGLE

DET	PART NUMBER	DESCRIPTION	QTY.
01	24.4064.3.000	Support Plate	1
02	24.4080.2.000	Stud	1
03	24.4086.1.000	Cylinder Bracket ●	1
04	24.4063.2.000	Holder; Angle Clamp ●	1
05	24.4032.1.000	Lever	1
06	24.4085.0.000	Nut	1
07	08.6850.5.000	Washer 5,3	3
08	08.6850.4.000	Washer M4	4
09	08.6000.4.008	Screw M4 x 8	2
10	08.6800.5.000	Spring Washer M5	2
11	17.0014.1.226	Screw	2
12	24.4084.0.000	Lock Lever	1
13	08.6000.5.008	Screw M5 x 8	1
14	24.4077.3.000	Rack	1
15	17.0027.4.083	E-Clip 5	1
16	24.4030.0.000	Bushing	2
17	24.4079.0.000	Stud	2
18	08.6000.4.006	Screw M4 x 6	2
19	12.0010.6.210	Rod End ●	1
20	12.0010.3.061	Cylinder ● ● ● ●	1
21	24.4098.0.000	Gauge	1
22	08.6000.3.005	Screw M3 x 5	1
23	24.4096.0.000	Sensor Plate	1
24	08.6200.4.006	Screw M4 x 6	2
25	08.6312.4.008	Screw M4 x 8	2
26	24.4097.0.000	Brace	1
27	08.6100.4.016	Screw M4 x 16	2
28	08.6852.6.000	Washer 6,4	1
29	08.6002.6.020	Screw M6 x 20	1
30	08.6700.4.000	Nut M4	2
31	24.4029.3.000	Clamp Feet Holder	1
32	24.4099.0.000	Stud	2
33	24.4100.0.000	Cover Plate ●	1
34	08.6050.5.006	Screw M5 x 6	2
35	12.0010.3.047	Speed Controller ● ● ●	2
36	17.0097.5.174	Label- Warning ● ● ●	1

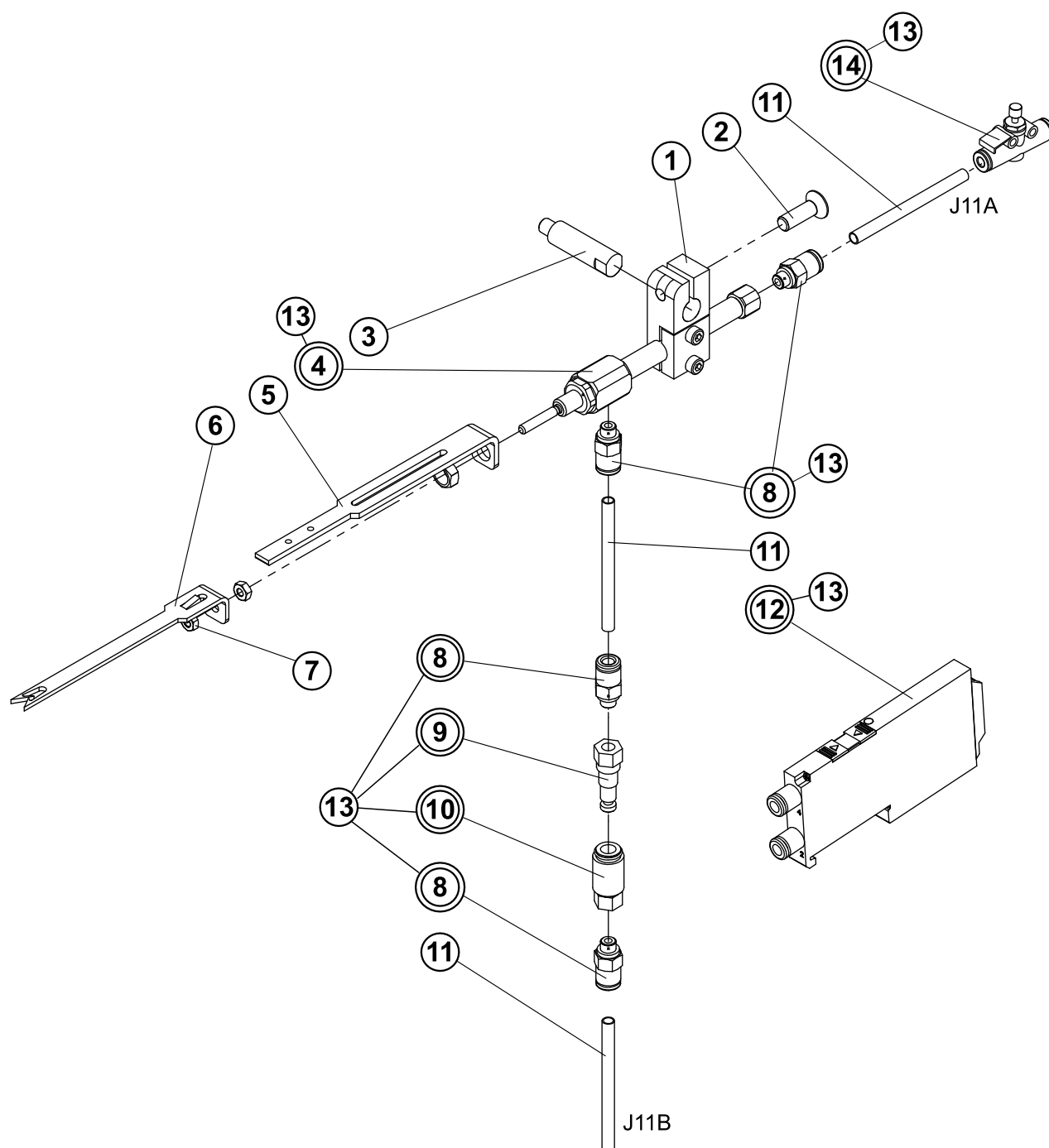
THREAD PICK-UP



THREAD PICK-UP

DET	PART NUMBER	DESCRIPTION	QTY.
01	24.4004.0.000	Eccentric Stud	1
02	24.4001.0.050	Cylinder Holder Assembly ● ●●●	1
03	08.6100.5.016	Screw M5-16	1
04	12.0008.3.499	Cylinder	(1)
05	12.0008.3.409	Connector ●● ●●●	(4)
06	12.0008.3.416	Air Tube ●●●	3
07	12.0008.3.602	Connector ●●	(1)
08	12.0008.3.601	Connector ●●	(1)
09	24.4094.0.000	Thread Catcher	1
10	24.4093.0.000	Thread Catcher Guide	1
11	08.6852.3.000	Washer M3	1
12	08.6702.3.000	Nut M3	1
13	01.2376.0.000	Screw-Flat Head	2
14	24.4092.0.000	Guide	1
15	10.1029.1.000	Tension Disc	1
16	17.0026.2.077	Spring	1
17	08.6850.3.000	Washer 3,2	1
18	08.6700.3.000	Nut M3	1
19	08.6710.3.000	Nut M3	1
20	12.0008.3.828	5/2 Valve ●●●	(1)
21	08.6700.5.000	Nut M5	1
22	12.0008.3.575	Thread Pick-up Pneumatic Kit	1
23	12.0010.3.029	Speed Valve	(1)

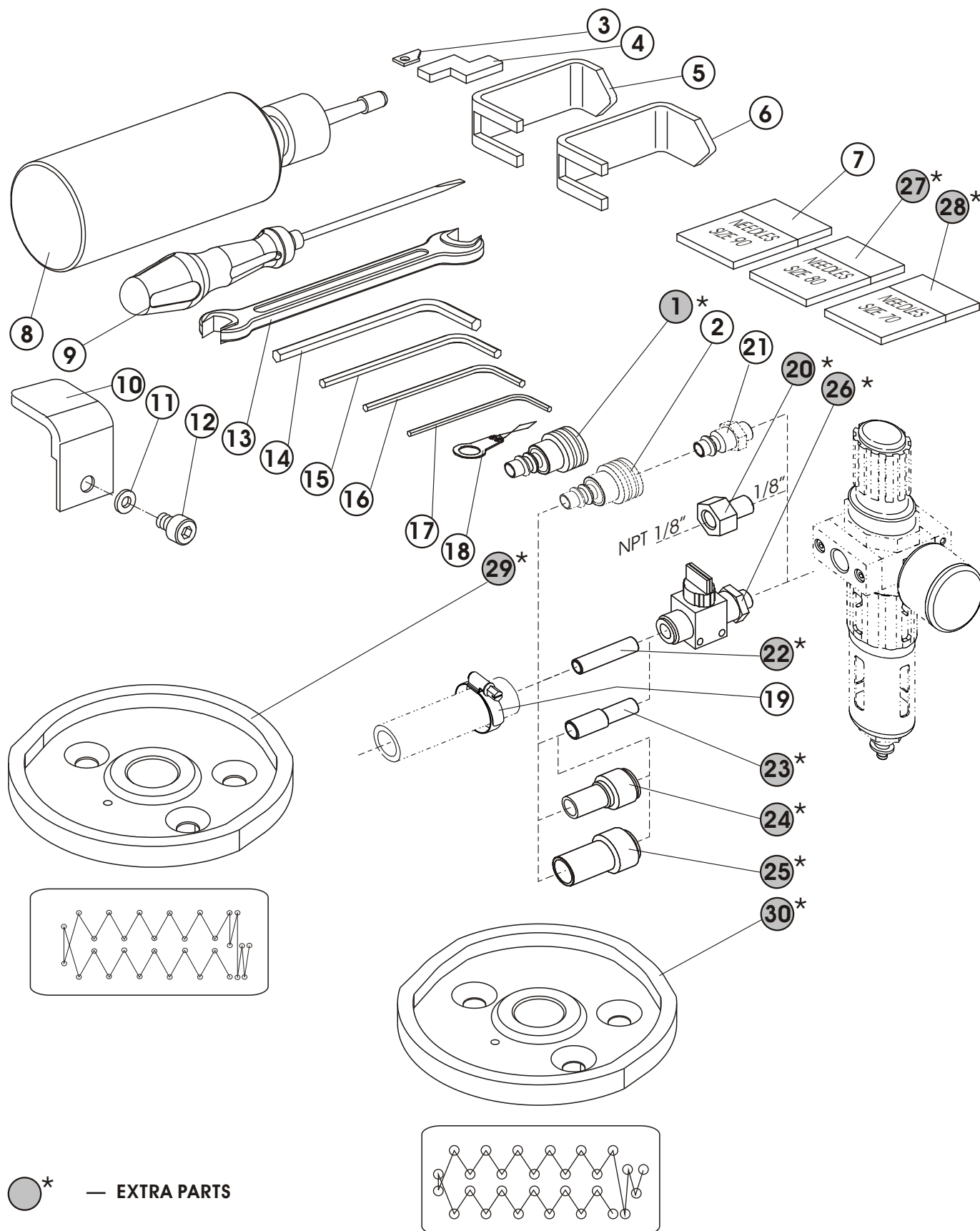
ACCESSORIES EXTRA PARTS - THREAD PICK-UP



ACCESSORIES EXTRA PARTS - THREAD PICK-UP

DET	PART NUMBER	DESCRIPTION	QTY.
01	24.4001.0.050	Cylinder Holder Assembly ●	1
02	08.6100.5.016	Screw M5-16	1
03	24.4004.0.000	Stud	1
04	12.0008.3.499	Cylinder ● ● ● ●	(1)
05	24.4003.0.000	Support	1
06	24.4002.0.000	Pick-up	1
07	08.6700.3.000	Nut M3	1
08	12.0008.3.409	Connector ● ● ● ● ● ●	(4)
09	12.0008.3.602	Connector ● ●	(1)
10	12.0008.3.601	Connector ● ●	(1)
11	12.0008.3.416	Air Tube ● ● ●	1
12	12.0008.3.828	5/2 Valve ● ● ●	(1)
13	12.0008.3.575	Thread Pick-up Pneumatic Kit	1
14	12.0010.3.029	Speed Valve	(1)

ACCESSORIES



ACCESSORIES

DET	PART NUMBER	DESCRIPTION	QTY.
01*	12.0008.3.607	Connector Dia 8	1*
02	12.0008.3.608	Connector Dia 10	1
03	20.0094.0.000	Trimmer Knife	1
04	22.0209.0.000	Looper Gauge	1
05	24.0030.0.000	Main Shaft Pulley Bracket	1
06	24.0024.0.000	Needle Bar Shaft Pulley Bracket	1
07	02.0750.2.110	Needles, Size 90	10
08	05.1322.0.000	Oiler ●●●	1
09	12.0008.6.001	Screwdriver	1
10	22.0213.0.000	Bracket	1
11	08.6850.4.000	M4 Washer	1
12	08.6000.4.005	M4 x 5 Screw	1
13	12.0008.6.109	Wrench	1
14	12.0008.6.102	Allen Key Wrench 4	1
15	12.0008.6.101	Allen Key Wrench 3	1
16	12.0008.6.112	Allen Key Wrench 2-1/2	1
17	12.0008.6.100	Allen Key Wrench 2	1
18	12.0008.6.105	Needle Threader	1
19	12.0008.3.251	Air Tubing Clamp	1
20*	12.0008.3.081	Pneumatic Adapter (1/8" / NPT 1/8")	1
21	See page 3-53	Connector	—
22*	12.0008.3.464	Connector	—
23*	12.0008.3.466	Connector	—
24*	12.0008.3.467	Connector	—
25*	12.0008.3.465	Connector	—
26*	12.0008.3.463	Handvalve	—
27*	02.0750.2.100	Needle, Size 80	—
28*	02.0750.2.109	Needle, Size 70	—
29*	24.3079.0.000	Main Cam ISBH - Type II.	—
30*	24.3080.0.000	Main Cam ISBH	—
*	— Extra Parts		

RECOMMENDED SPARE PARTS

No.	Part Number	Parts Description
01	07.6321.0.025	BRG, BALL CAM F. (INA)#LR605NPPU
02	20.0093.0.000	HOOK TRIMMER
03	20.0094.0.000	TRIMMER KNIFE
04	20.0111.0.000	LOOPER*FIRST
05	20.0112.0.000	LOOPER*SECOND
06	22.2657.0.000	RIGHT SHIFTER ARM SPRING
07	22.2653.0.000	LEFT SHIFTER ARM SPRING
08	23.2356.2.052	USA-KNIFE-1/2/13 M
09	23.2356.2.054	USA-KNIFE-5/8/16 MM
10	23.2356.2.055	USA-KNIFE-3/4/19 M
11	22.0353.0.000	DOUBLE GEAR
12	22.0313.0.000	FEED BRAKE PAD
13	08.6400.3.005	SCREW, H.S. SET, CUP, BLK
14	07.6440.0.018	SPRING, COMP. (LEE)
15	20.0092.0.004	TRIMMER ACTUATOR
16	01.2386.0.000	HEX SCREW 3/16-36 x.5
17	20.0093.2.004	HOOK-TRIMMER
18	23.3106.0.000	JIS FIRST LOOPER HOLDER
19	23.2107.0.000	SECOND LOOPER HOLDER
20	22.0520.0.000	NEEDLE BAR CLAMP
21	22.0530.0.000	NEEDLE BAR CONNECTING LINK
22	24.3077.0.000	MAIN CAM, ISBHMAIN CAM-ISBH
23	07.6440.0.028	SPRING (LEE) #LC-040C-01
24	22.2626.0.000	DRIVE DISK SWITCH SPRING

INDEX

PART NUMBER	PAGE	DET	QTY	PART NUMBER	PAGE	DET	QTY	PART NUMBER	PAGE	DET	QTY
00.2751.3.602	3-39	57	1	06.2400.0.910	3-39	49	1	08.6000.3.006	3-33	11	1
				06.2400.0.913	3-39	48	1	08.6000.3.006	3-55	5	12
01.1382.0.000	3-17	6	1	06.8800.0.001	3-41	2	(1)	08.6000.3.006	3-63	6	13
01.1397.0.000	3-17	11	4					08.6000.3.008	3-49	3	2
01.2084.0.000	3-5	10	1	07.6045.0.009	3-13	19	2	08.6000.3.008	3-55	7	10
01.2084.0.000	3-7	32	1	07.6045.0.034	3-13	30	1	08.6000.3.008	3-63	9	10
01.2193.0.000	3-3	2	1	07.6045.0.037	3-13	16	2	08.6000.3.010	3-13	38	1
01.2376.0.000	3-5	17	4	07.6045.0.037	3-27	9	1	08.6000.3.010	3-17	17	1
01.2376.0.000	3-7	05	4	07.6045.0.042	3-9	9	1	08.6000.3.010	3-21	6	1
01.2376.0.000	3-67	13	2	07.6045.0.042	3-23	4	1	08.6000.3.010	3-55	12	4
01.2386.0.000	3-9	3	1	07.6045.0.046	3-5	01	2	08.6000.3.010	3-63	22	4
01.6551.0.000	3-3	7	1	07.6045.0.046	3-7	10	2	08.6000.3.012	3-63	25	4
01.6551.0.000	3-23	17	1	07.6045.0.053	3-27	21	1	08.6000.3.016	3-31	09	4
01.7447.1.000	3-3	5	1	07.6045.0.054	3-29	11	1	08.6000.3.040	3-31	08	1
01.7447.1.000	3-23	15	1	07.6321.0.001	3-25	11	1	08.6000.4.005	3-11	5	4
01.7804.0.000	3-3	18	1	07.6321.0.025	3-15	50	2	08.6000.4.005	3-15	58	2
01.7805.0.000	3-3	23	1	07.6321.0.025	3-21	16	2	08.6000.4.005	3-27	20	1
01.7805.0.000	3-29	37	2	07.6321.0.029	3-21	13	(2)	08.6000.4.005	3-71	12	1
01.7806.0.000	3-27	18	2	07.6321.0.030	3-13	12	(1)	08.6000.4.006	3-29	20	1
01.7809.0.000	3-3	17	1	07.6440.0.018	3-13	41	2	08.6000.4.006	3-31	15	2
				07.6440.0.028	3-13	23	2	08.6000.4.006	3-33	4	2
02.0750.2.100	3-71	27*	—	07.6440.0.028	3-21	18	2	08.6000.4.006	3-65	18	2
02.0750.2.109	3-71	28*	—	07.6440.0.032	3-11	16	1	08.6000.4.008	3-51	6	2
02.0750.2.110	3-3	32	1	07.6440.0.033	3-13	8	2	08.6000.4.008	3-55	3	4
02.0750.2.110	3-71	07	10	07.6440.0.036	3-17	21	3	08.6000.4.008	3-59	6	2
				07.6440.0.037	3-25	04	2	08.6000.4.008	3-63	4	4
03.5524.0.049	3-37	01	1	07.6440.0.040	3-11	10	1	08.6000.4.008	3-65	9	2
				07.6440.0.041	3-13	11	1	08.6000.4.010	3-11	1	2
04.1416.0.003	3-35	8	(1)	07.6440.0.045	3-25	27	1	08.6000.4.010	3-23	7	1
04.9000.2.123	3-35	14	1	07.6440.0.050	3-13	18	1	08.6000.4.010	3-49	7	4
04.9024.0.003	3-35	01*	1	07.6440.0.051	3-27	10	1	08.6000.4.012	3-9	7	1
04.9024.0.653	3-37	38	1	07.6600.0.006	3-53	13	2	08.6000.4.012	3-51	23	2
04.9024.0.901	3-35	09*	(1)	07.6600.0.006	3-61	3	2	08.6000.4.012	3-55	21	4
								08.6000.4.012	3-59	23	2
05.1322.0.000	3-71	08	1					08.6000.4.014	3-13	45	2
05.1394.0.000	3-29	05	1	08.0358.0.800				08.6000.4.014	3-17	25	2
				08.6000.3.004	3-51	20	2	08.6000.4.014	3-21	8	2
06.2400.0.002	3-37	5	(1)	08.6000.3.004	3-55	26	2	08.6000.4.016			
06.2400.0.008	3-37	27	1	08.6000.3.004	3-57	5	2				
06.2400.0.009	3-37	32	2	08.6000.3.004	3-59	20	2	08.6000.4.016	3-11	3	4
06.2400.0.014	3-41	4	(1)	08.6000.3.005	3-51	4	2	08.6000.4.016	3-23	10	6
06.2400.0.901	3-37	13	1	08.6000.3.005	3-59	4	2	08.6000.4.016	3-27	42	4
06.2400.0.902	3-37	39	1	08.6000.3.005	3-63	29	2	08.6000.4.025	3-13	32	2
06.2400.0.904	3-37	35	1	08.6000.3.005	3-65	22	1	08.6000.4.070	3-31	07	4
06.2400.0.905	3-55	15	1	08.6000.3.006	3-23	29	1	08.6000.5.008	3-65	13	1
06.2400.0.905	3-63	8	1	08.6000.3.006	3-29	15	1	08.6000.5.010	3-63	16	2

INDEX

PART NUMBER	PAGE	DET	QTY	PART NUMBER	PAGE	DET	QTY	PART NUMBER	PAGE	DET	QTY
08.6000.5.012	3-5	07	1	08.6100.4.010	3-37	28	4	08.6400.4.004	0	0	0
08.6000.5.012	3-7	15	1	08.6100.4.010	3-57	3	2	08.6400.4.004	3-3	21	2 (2)
08.6000.5.012	3-45	01	2	08.6100.4.012	3-25	15	1	08.6400.4.004	3-5	08	2
08.6000.5.012	3-55	24	2	08.6100.4.012	3-41	8	(4)	08.6400.4.004	3-7	16	2
08.6000.5.012	3-63	17	1	08.6100.4.016	3-65	27	2	08.6400.4.004	3-17	1	2
08.6000.5.016	3-3	37	1	08.6100.4.020	3-37	46	8	08.6400.4.004	3-21	27	1
08.6000.5.016	3-23	3	1	08.6100.5.008	3-51	16	1	08.6400.4.004	3-23	26	2
08.6000.5.016	3-27	3	4	08.6100.5.008	3-59	16	1	08.6400.4.004	3-25	31	2
08.6000.5.016	3-29	26	3	08.6100.5.010	3-25	09	1	08.6400.4.005	3-11	22	1
08.6000.5.016	3-57	12	2	08.6100.5.012	3-5	14	2	08.6400.4.005	3-13	28	6
08.6000.5.016	3-63	2	4	08.6100.5.012	3-7	07	2	08.6400.4.005	3-21	20	1
08.6000.5.020	3-13	15	2	08.6100.5.012	3-19	02	5	08.6400.4.012	3-5	21	1
08.6000.5.020	3-63	14	1	08.6100.5.012	3-19	02*	2*	08.6400.4.012	3-7	17	1
08.6000.5.022	3-5	05	4	08.6100.5.012	3-51	17	1	08.6400.5.005	3-3	4	1
08.6000.5.030	3-7	13	2	08.6100.5.012	3-59	17	1	08.6400.5.005	3-13	33	1
08.6000.6.010	3-5	30	2	08.6100.5.016	3-31	01	7	08.6400.5.005	3-27	27	2
08.6000.6.010	3-7	21	2	08.6100.5.016	3-67	3	1	08.6400.5.005	3-29	12	2
08.6000.6.010	3-57	9	1	08.6100.5.016	3-69	2	1	08.6400.5.005	3-55	18	2
08.6000.6.016	3-3	22	2	08.6100.5.020	3-17	4	2	08.6400.5.005	3-63	19	2
08.6000.6.016	3-29	31	2	08.6100.5.020	3-19	07	1	08.6400.5.008	3-5	18	1
08.6000.6.025	3-3	31	1	08.6100.5.020	3-27	26	3	08.6400.5.008	3-7	08	1
08.6000.6.025	3-21	1	1	08.6100.5.020	3-27	37	1	08.6400.5.008	3-27	28	2
08.6000.6.025	3-27	29	2	08.6100.6.035	3-29	17	1	08.6400.5.010	3-27	17	1
08.6000.6.030	3-3	15	(1)	08.6102.3.008	3-37	11	2	08.6400.5.010	3-29	13	2
08.6000.8.012	3-55	14	2	08.6120.3.008	3-29	03	4	08.6400.5.305	3-13	13	5
08.6000.8.025	3-27	7	2	08.6200.4.006	3-65	24	2	08.6400.5.305	3-29	33	6
08.6000.8.040	3-27	12	2	08.6200.4.008	3-31	17	2	08.6532.8.050	3-35	18	(4)
08.6002.6.020	3-65	29	1	08.6200.4.008	3-51	12	1	08.6652.3.016	3-35	23	(2)
08.6012.4.010	3-19	11	1	08.6200.4.008	3-59	12	1	08.6662.3.006	3-37	07	(1)
08.6032.4.008	3-53	10	1	08.6200.4.010	3-51	25	1	08.6662.3.006	3-45	13	2
08.6032.4.008	3-61	10	1	08.6200.4.010	3-59	25	1	08.6663.5.025	3-35	12	10
08.6032.4.010	3-37	06	(3)	08.6200.4.012	3-47	5	1	08.6663.5.025	3-53	3	7
08.6032.4.010	3-39	54	(6)	08.6200.4.016	3-23	22	2	08.6663.5.025	3-61	7	6
08.6032.4.010	3-53	11	4	08.6200.5.008	3-27	5	1	08.6676.4.025	3-53	7	2
08.6032.5.010	3-61	21	4	08.6200.5.012	3-19	03	6	08.6676.4.025	3-61	6	1
08.6050.5.006	3-65	34	2	08.6200.5.014	3-19	07*	1*	08.6683.4.007	3-45	15	2
08.6100.3.006	3-49	5	4	08.6200.5.020	3-19	14	1	08.6683.4.007	3-45	34	1
				08.6202.5.016	3-61	16	2	08.6700.3.000	3-67	18	1
08.6100.3.008				08.6215.4.006	3-37	14	2	08.6700.3.000	3-69	7	1
08.6100.3.008	3-21	5	2	08.6310.4.010	3-57	8	2	08.6700.4.000	3-5	22	1
08.6100.3.008	3-29	21	1	08.6312.4.008	3-65	25	2	08.6700.4.000	3-7	18	1
08.6100.3.030	3-13	1	2	08.6312.8.020	3-41	5	(2)	08.6700.4.000	3-9	11	1
08.6100.4.006	3-5	13	2*	08.6400.3.004	3-29	23	1	08.6700.4.000	3-47	4	1
08.6100.4.006	3-7	03	2	08.6400.3.005	3-3	12	4	08.6700.4.000	3-51	26	1
08.6100.4.006	3-11	21	3	08.6400.3.006	3-5	27	2	08.6700.4.000	3-59	26	1
08.6100.4.006	3-29	08	2	08.6400.3.006	3-7	25	2	08.6700.4.000	3-65	30	2

INDEX

PART NUMBER	PAGE	DET	QTY	PART NUMBER	PAGE	DET	QTY	PART NUMBER	PAGE	DET	QTY
08.6700.5.000	0	0	0	08.6842.5.000	3-53	2	4	12.0008.3.023	3-33	14	1
08.6700.5.000	3-11	27	1	08.6842.5.000	3-61	2	6	12.0008.3.023	3-35	17	(1)
08.6700.5.000	3-19	09	2	08.6850.3.000	3-23	27	1	12.0008.3.023	3-45	11	3
08.6700.5.000	3-21	24	2	08.6850.3.000	3-51	19	2	12.0008.3.081	3-71	20*	1
08.6700.5.000	3-25	19	1	08.6850.3.000	3-55	22	8	12.0008.3.251	3-71	19	1
08.6700.5.000	3-27	34	3	08.6850.3.000	3-59	19	2	12.0008.3.409	3-67	5	(4)
08.6700.5.000	3-27	38	1	08.6850.3.000	3-67	17	1	12.0008.3.409	3-69	8	(4)
08.6700.5.000	3-45	06	2	08.6850.4.000	3-9	13	1	12.0008.3.411	3-7	14	2
08.6700.5.000	3-63	13	1	08.6850.4.000	3-23	18	2	12.0008.3.411	3-47	2	1
08.6700.5.000	3-67	21	1	08.6850.4.000	3-27	41	4	12.0008.3.411	3-51	24	1
08.6700.6.000	3-11	26	1	08.6850.4.000	3-29	19	1	12.0008.3.411	3-59	24	1
08.6700.8.000	3-15	57	1	08.6850.4.000	3-55	19	4	12.0008.3.412	3-45	28	1
08.6700.8.000	3-17	33	1	08.6850.4.000	3-57	6	2	12.0008.3.413	3-45	23	1
08.6700.8.000	3-35	02	(4)	08.6850.4.000	3-65	8	4	12.0008.3.416	3-67	6	3
08.6702.3.000	3-67	12	1	08.6850.4.000	3-71	11	1	12.0008.3.416	3-69	11	1
08.6702.4.000	3-37	41	8	08.6850.5.000	3-7	29	2	12.0008.3.418	3-45	16	1
08.6702.5.000	3-61	18	2	08.6850.5.000	3-25	20	1	12.0008.3.420	3-45	07	1
08.6702.8.000	3-35	20	(4)	08.6850.5.000	3-27	2	3	12.0008.3.426	3-47	6	1
08.6702.8.000	3-41	10	(2)	08.6850.5.000	3-29	25	2	12.0008.3.433	3-45	25	1
08.6710.3.000	3-5	26	2	08.6850.5.000	3-31	04	4	12.0008.3.437	3-45	31*	1
08.6710.3.000	3-7	26	2	08.6850.5.000	3-45	05	2	12.0008.3.463	3-71	26*	—
08.6710.3.000	3-67	19	1	08.6850.5.000	3-63	12	1	12.0008.3.464	3-71	22*	—
08.6710.5.000	3-15	52	2	08.6850.5.000	3-65	7	3	12.0008.3.465	3-71	25*	—
08.6710.5.000	3-17	23	2	08.6850.6.000	3-11	11	1	12.0008.3.466	3-71	23*	—
08.6710.6.000	3-23	1	1	08.6850.6.000	3-27	30	2	12.0008.3.467	3-71	24*	—
08.6710.6.000	3-57	10	1	08.6850.8.000	3-15	56	1	12.0008.3.498	3-47	1	1
08.6733.3.000	3-13	24	2	08.6850.8.000	3-17	32	1	12.0008.3.498	3-51	22	1
08.6742.8.000	3-35	10	(4)	08.6850.8.000	3-55	16	2	12.0008.3.498	3-59	22	1
08.6752.8.000	3-35	21	(4)	08.6852.3.000	3-67	11	1	12.0008.3.499	3-67	4	(1)
08.6800.4.000	3-13	43	2	08.6852.4.000	3-37	43	8	12.0008.3.499	3-69	4	(1)
08.6800.4.000	3-17	26	2	08.6852.4.000	3-45	33	1	12.0008.3.575	3-67	22	1
08.6800.4.000	3-23	19	2	08.6852.5.000	3-53	12	2	12.0008.3.575	3-69	13	1
08.6800.4.000	3-55	20	4	08.6852.5.000	3-61	5	6	12.0008.3.601	3-67	8	(1)
08.6800.4.000	3-57	7	2	08.6852.6.000	3-65	28	1	12.0008.3.601	3-69	10	(1)
08.6800.5.000	3-63	15	4	08.6852.8.000	3-35	19	(4)	12.0008.3.602	3-67	7	(1)
08.6800.5.000	3-65	10	2	08.6852.8.000	3-41	6	(4)	12.0008.3.602	3-69	9	(1)
08.6802.4.000	3-37	42	8	08.6887.5.000	3-11	17	1	12.0008.3.604	3-37	37	1
08.6802.5.000	3-61	17	6	08.6887.8.000	3-51	11	3	12.0008.3.607	3-71	01*	1*
08.6802.6.000	3-11	25	1	08.6887.8.000	3-59	11	3	12.0008.3.608	3-71	02	1
08.6802.8.000	3-41	9	(2)					12.0008.3.659	3-45	03	1
08.6832.4.000	3-19	12	1	10.1029.1.000	3-67	15	1	12.0008.3.753	3-45	04	1
08.6832.4.000	3-53	9	1								
08.6832.4.000	3-61	9	1	11.5009.0.000	3-61	14	1	12.0008.3.828			
								12.0008.3.828	3-45	12	7
08.6832.5.000				12.0008.3.023				12.0008.3.828	3-47	7	2
08.6832.5.000	3-45	02	2	12.0008.3.023	3-19	15	1	12.0008.3.828	3-67	20	(1)

INDEX

PART NUMBER	PAGE	DET	QTY	PART NUMBER	PAGE	DET	QTY	PART NUMBER	PAGE	DET	QTY
12.0008.3.828	3-69	12	(1)	12.0008.4.835	3-39	47	1	12.1016.1.000	3-35	7	(6)
12.0008.3.829	3-45	09	1	12.0008.4.862	3-63	10	1	12.1045.2.001	3-3	29	1
12.0008.3.830	3-45	14	1	12.0008.4.885	3-37	33	1	12.1045.2.001	3-29	36	1
12.0008.3.831	3-45	20	1	12.0008.6.001	3-71	09	1	12.1045.3.001	3-9	4	1
12.0008.3.832	3-45	19	1	12.0008.6.100	3-71	17	1	12.2010.1.002	3-17	14	2
12.0008.4.050	3-43	8	1	12.0008.6.101	3-71	15	1	12.2050.0.003	3-3	20	1
12.0008.4.052	3-19	10	1	12.0008.6.102	3-71	14	1	12.2050.0.005	3-29	30	1
12.0008.4.052	3-53	5	1	12.0008.6.105	3-71	18	1	12.2070.1.012	3-49	2	1
12.0008.4.052	3-61	11	1	12.0008.6.109	3-71	13	1	12.2070.1.013	3-55	1	1
12.0008.4.058	3-35	22	(1)	12.0008.6.112	3-71	16	1	12.2070.1.014	3-55	4	2
12.0008.4.058	3-41	11	(2)	12.0008.6.800	3-21	23	1	12.2070.1.015	3-55	8	1
12.0008.4.058	3-45	10	3	12.0008.6.801	3-35	06	(4)	12.2070.1.016	3-55	11	1
12.0008.4.072	3-27	13	10	12.0008.6.900	3-35	05	(1)	12.2070.1.016	3-63	21	1
12.0008.4.072	3-41	12	(2)	12.0008.6.901	3-35	15	(1)	12.2070.1.019	3-63	5	2
12.0008.4.100	3-27	40	1	12.0010.3.027	3-45	24	1	12.2070.1.032	3-63	1	1
12.0008.4.197	3-19	08	2	12.0010.3.027	3-45	26	2	12.2070.1.033	3-63	24	1
12.0008.4.207	3-37	30	5	12.0010.3.028	3-45	27	4	12.3011.0.014	3-25	32	1
12.0008.4.214	3-41	13	(1)	12.0010.3.029	3-45	22	1	12.4030.0.002	3-29	27	1
12.0008.4.216	3-39	50	1	12.0010.3.029	3-67	23	(1)	12.5050.2.009	3-27	15	1
12.0008.4.222	3-61	19	1	12.0010.3.029	3-69	14	(1)	12.8000.0.040	3-37	36	1
12.0008.4.225	3-63	11	1	12.0010.3.030	3-45	08	1	12.8000.0.047	3-37	10	1
12.0008.4.231	3-37	34	1	12.0010.3.031	3-45	18	1	12.8000.0.048	3-61	12	1
12.0008.4.279	3-3	38	1	12.0010.3.031	3-45	21	1	12.8000.0.112	3-37	29	1
12.0008.4.280	3-45	17	2	12.0010.3.047	3-65	35	2	12.8000.0.158	3-39	55	1
12.0008.4.280	3-45	32	1	12.0010.3.061	3-65	20	1	12.8000.1.028	3-19	06	1
12.0008.4.296	3-41	3	(1)	12.0010.3.062	3-7	27	1				
12.0008.4.366	3-37	31	1	12.0010.4.025	3-63	20	1	15.1436.0.100	3-29	45	3
12.0008.4.378	3-39	56	1	12.0010.4.067	3-43	7	1				
12.0008.4.403	3-37	17	1	12.0010.4.071	3-43	5	0	17.0014.1.226	3-65	11	2
12.0008.4.472	3-39	51	2	12.0010.4.093	3-55	23	1	17.0019.0.441	3-35	03	(4)
12.0008.4.563	3-37	09	1	12.0010.4.094	3-37	19	3	17.0019.0.517	3-13	37	1
12.0008.4.570	3-37	15	(4)	12.0010.4.163	3-43	16	1	17.0019.2.057	3-13	25	1
12.0008.4.598	3-27	35	1	12.0010.4.168	3-43	13	1	17.0026.2.077	3-3	34	1
12.0008.4.631	3-53	4	1	12.0010.4.177	3-37	22	1	17.0026.2.077	3-67	16	1
12.0008.4.631	3-61	8	1	12.0010.4.249	3-43	15	1	17.0027.1.799	3-33	9	1
12.0008.4.632	3-19	16*	1*	12.0010.4.251	3-43	9	1	17.0027.4.083	3-65	15	1
12.0008.4.664	3-43	11	2	12.0010.4.253	3-37	23	1	17.0031.0.460	3-5	25	2
12.0008.4.665	3-43	10	1	12.0010.4.254	3-37	24	1	17.0031.0.460	3-7	24	2
12.0008.4.679	3-37	16	(1)	12.0010.4.255	3-43	14	1	17.0082.6.000	3-33	10	1
12.0008.4.710	3-37	40	(3)	12.0010.6.210	3-65	19	1	17.0082.8.017	3-3	35	2
12.0008.4.742	3-53	8	1	12.1010.2.003	3-27	33	1	17.0082.8.082	3-27	23	1
12.0008.4.742	3-61	13	1					17.0094.0.200	3-35	13	(4)
12.0008.4.777	3-35	24**	1**	12.1011.0.001				17.0094.5.310	3-33	12	1
				12.1011.0.001	3-27	36	1	17.0095.1.272	3-35	04	(4)
12.0008.4.833				12.1014.0.004	3-51	21	1	17.0095.1.329	3-33	7	1
12.0008.4.833	3-43	12	1	12.1014.0.004	3-59	21	1	17.0097.5.174	3-65	36	1

INDEX

PART NUMBER	PAGE	DET	QTY	PART NUMBER	PAGE	DET	QTY	PART NUMBER	PAGE	DET	QTY
19.0014.7.003	3-37	8	(1)	22.0106.0.000	3-25	25	2	22.0312.0.000	3-13	6	1
19.0082.3.433	3-53	6	1	22.0107.0.000	3-33	13	1	22.0313.0.000	3-13	17	(1)
19.0082.3.433	3-61	4	1	22.0108.0.000	3-33	8	1	22.0315.0.000	3-13	22	1
19.0094.5.413	3-61	15	1	22.0110.0.000	3-15	54	1	22.0320.0.000	3-13	36	1
				22.0110.0.000	3-21	9	1	22.0336.0.000	3-13	44	1
20.0092.0.004	3-9	2	1	22.0114.0.000	3-13	2	1	22.0353.0.000	3-15	48	3
20.0094.0.000	3-17	7	1	22.0115.0.000	3-29	43	1	22.0354.0.000	3-13	4	1
20.0094.0.000	3-71	03	1								
				22.0120.0.000				22.0400.0.000			
22.0006.0.000				22.0120.0.000	3-33	5	1	22.0400.0.000	3-11	23	1
22.0006.0.000	3-29	34	1	22.0121.0.000	3-13	3	1	22.0405.0.000	3-11	14	1
22.0008.0.000	3-21	2	1	22.0137.0.000	3-25	10	2	22.0408.1.000	3-29	09	1
22.0009.0.000	3-21	12	(1)	22.0143.0.000	3-29	06	4	22.0520.0.000	3-3	6	1
22.0009.0.050	3-21	28	1	22.0153.0.000	3-29	38	2	22.0525.0.000	3-3	16	(1)
22.0020.0.000	3-21	22	1	22.0159.0.000	3-5	20	1	22.0525.0.050	3-3	24	1
22.0021.0.000	3-15	47	1	22.0161.0.000	3-23	23	1	22.0530.0.000	3-3	10	1
22.0021.0.000	3-17	27	1	22.0164.0.000	3-5	16	1	22.0540.0.000	3-3	14	1
22.0022.0.000	3-15	55	1	22.0164.0.000	3-7	04	1	22.0541.0.000	3-3	13	1
22.0022.0.000	3-17	31	1	22.0173.0.000	3-5	02	2	22.0542.0.000	3-3	11	1
22.0024.0.000	3-17	22	1	22.0173.0.000	3-7	12	2	22.0545.0.000	3-3	25	1
22.0026.0.000	3-13	40	1	22.0175.0.000	3-3	27	1	22.0545.0.000	3-29	41	1
22.0027.0.000	3-21	19	1	22.0182.0.000	3-25	12	2	22.1010.0.000	3-19	04	2
22.0028.0.000	3-21	17	2	22.0183.0.000	3-13	39	1	22.1415.0.050	3-23	11	1
22.0029.0.000	3-21	15	2	22.0183.0.000	3-17	18	1	22.1422.0.000	3-27	22	1
22.0030.0.000	3-21	26	1	22.0183.0.000	3-21	7	1	22.1436.0.000	3-23	14	2
22.0031.0.000	3-15	51	2	22.0184.0.000	3-13	21	3	22.2425.0.050	3-17	19	1
22.0031.0.000	3-17	15	2	22.0186.0.000	3-13	27	1	22.2440.0.000	3-17	5	2
22.0032.0.000	3-15	49	2	22.0195.0.000	3-3	1	1	22.2442.0.000	3-17	2	2
22.0046.0.000	3-23	16	1	22.0208.0.000	3-13	26	1	22.2610.0.000	3-25	14	1
22.0049.0.000	3-13	31	1	22.0209.0.000	3-71	04	1	22.2626.0.000	3-25	03	1
22.0054.0.000	3-27	6	1	22.0213.0.000	3-71	10	1	22.2627.0.000	3-25	02	2
22.0057.0.000	3-31	14	1	22.0214.0.000	3-21	10	1	22.2631.0.000	3-25	24	1
22.0058.0.000	3-27	8	1	22.0223.0.000	3-5	24	1	22.2633.0.000	3-25	23	1
22.0061.0.000	3-13	7	1	22.0223.0.000	3-7	22	1	22.2635.0.000	3-25	16	1
22.0062.0.000	3-27	11	1	22.0224.0.000	3-5	23	1	22.2637.0.000	3-25	22	1
22.0063.0.000	3-21	4	1	22.0224.0.000	3-7	23	1	22.2638.0.000	3-25	17	1
22.0064.0.000	3-17	16	1	22.0229.0.000	3-33	3	2	22.2639.0.000	3-25	18	1
22.0064.0.000	3-21	14	2	22.0230.0.000	3-3	8	2	22.2651.0.000	3-11	15	1
22.0069.0.000	3-21	21	1	22.0232.0.000	3-15	53	1	22.2652.0.000	3-11	4	1
22.0091.0.000	3-23	24	2	22.0232.0.000	3-17	24	1	22.2653.0.000	3-11	2	1
22.0097.0.000	3-25	13	1	22.0233.0.000	3-17	30	1	22.2655.0.000	3-11	18	1
22.0100.0.000	3-13	34	4	22.0239.0.000	3-3	9	2	22.2656.0.000	3-11	7	1
22.0100.0.000	3-17	20	3	22.0300.0.000	3-29	40	1	22.2657.0.000	3-11	6	1
22.0100.0.000	3-21	11	4	22.0305.0.000	3-13	35	1	22.2664.0.000	3-11	24	1
22.0104.0.000	3-33	6	1	22.0309.0.000	3-13	20	(1)	22.3036.0.000	3-5	11	1*
22.0105.0.000	3-17	29	1	22.0309.0.050	3-15	59	1	22.3068.0.000	3-29	01	4

INDEX

PART NUMBER	PAGE	DET	QTY	PART NUMBER	PAGE	DET	QTY	PART NUMBER	PAGE	DET	QTY
22.3219.0.000	3-29	18	1	24.0066.0.000	3-17	13	2	24.1000.0.000			
22.6002.0.000	3-27	25	1	24.0067.0.000	3-31	03	1	24.1000.0.000	3-29	28	1
22.8400.0.000	3-29	39	1	24.0068.0.000	3-31	02	1	24.1430.1.000	3-23	20	1
				24.0069.9.009	3-41	1	1	24.2035.0.000	3-13	29	1
23.2106.0.000	3-17	9	1	24.0069.9.063	3-35	11	1	24.2400.0.000	3-29	35	1
23.2107.0.000	3-17	12	1					24.2401.0.000	3-17	8	1
				24.0080.0.000				24.2402.0.000	3-17	10	1
24.0001.0.000				24.0080.0.000	3-9	5	1	24.2410.0.000	3-17	3	1
24.0001.0.000	3-3	33	1	24.0093.2.004	3-9	1	1	24.2607.0.000	3-25	01	1
24.0002.0.000	3-3	28	1	24.0097.0.000	3-41	7	(1)	24.2630.1.000	3-25	21	1
24.0002.0.000	3-29	32	1	24.0100.0.000	3-3	36	1	24.2640.3.050	3-25	26	1
24.0003.0.000	3-9	6	1	24.0108.0.000	3-27	16	1	24.2665.0.000	3-11	19	1
24.0004.0.000	3-9	8	1	24.0111.0.000	3-19	01	1	24.2666.0.000	3-25	28	1
24.0005.0.000	3-9	10	1	24.0112.0.000	3-31	11	1	24.3026.0.000	3-5	19	1
24.0006.0.000	3-9	14	1	24.0117.1.000	3-45	30	1	24.3026.1.000	3-7	30	1
24.0009.0.000	3-23	9	1	24.0119.0.050	3-27	24	2	24.3028.1.000	3-5	12	1
24.0010.0.000	3-23	8	1	24.0122.0.000	3-29	07	1	24.3028.1.000	3-7	01	1
24.0011.0.000	3-23	5	1	24.0123.0.000	3-27	43	1	24.3029.0.000	3-5	28	2
24.0014.0.000	3-23	6	1	24.0126.0.000	3-13	5	1	24.3029.0.000	3-7	19	2
24.0016.0.000	3-27	32	1	24.0127.0.000	3-13	42	1	24.3034.0.000	3-5	15	1
24.0018.0.000	3-29	14	1	24.0139.0.000	3-33	2	1	24.3034.0.000	3-7	31	1
24.0019.0.000	3-29	29	1	24.0140.0.000	3-15	60	1	24.3054.0.000	3-29	02	2
24.0020.0.000	3-29	24	1	24.0141.0.000	3-33	1	1	24.3055.1.000	3-29	04	1
24.0023.0.000	3-17	28	1	24.0142.0.000	3-35	09**	(1)	24.3055.4.000	3-29	04	1
24.0024.0.000	3-71	06	1	24.0142.0.050	3-35	01**	1	24.3069.0.000	3-25	07	1
24.0027.0.000	3-29	42	1	24.0143.0.000	3-7	09	1	24.3070.1.000	3-25	06	1
24.0030.0.000	3-71	05	1	24.0148.0.000	3-37	12	1	24.3071.0.000	3-11	20	1
24.0033.0.000	3-21	25	1	24.0154.0.000	3-31	16	1	24.3072.0.000	3-11	13	1
24.0035.1.000	3-5	06	1	24.0155.0.000	3-19	04*	2*	24.3073.0.000	3-11	9	1
24.0035.2.000	3-7	11	1	24.0158.1.000	3-5	09	1	24.3074.0.000	3-11	8	1
24.0036.1.000	3-5	03	1	24.0158.2.000	3-7	06	1	24.3075.0.000	3-11	12	1
24.0036.2.000	3-7	28	1	24.0167.0.000	3-27	31	1	24.3076.1.000	3-25	05	1
24.0037.0.000	3-23	2	1	24.0168.0.000	3-37	04	(3)	24.3077.0.000	3-25	08	1
24.0038.0.000	3-19	05	1	24.0219.0.000	3-35	16	1	24.3079.0.000	3-71	29*	—
24.0039.1.000	3-23	13	1	24.0325.0.000	3-13	10	1	24.3080.0.000	3-71	30*	—
24.0044.0.000	3-27	19	1	24.0351.0.000	3-13	9	1	24.3092.0.000	3-25	33	2
24.0048.0.000	3-3	26	1	24.0370.0.000	3-13	46	1	24.4001.0.050	3-67	2	1
24.0049.0.000	3-13	14	2	24.0500.0.000	3-3	19	1	24.4001.0.050	3-69	1	1
24.0050.0.000	3-45	29	1	24.0510.0.000	3-3	3	1	24.4002.0.000	3-69	6	1
24.0051.0.066	3-29	16	1	24.0535.0.100	3-3	30	1	24.4003.0.000	3-69	5	1
24.0055.0.000	3-21	3	1	24.0537.0.000	3-3	40	(1)	24.4004.0.000	3-67	1	1
24.0059.9.017	3-39	52	1	24.0546.0.000	3-3	39	1	24.4004.0.000	3-69	3	1
24.0059.9.069	3-37	21	1	24.0546.0.000	3-27	39	1	24.4005.1.000	3-51	1	1
24.0061.0.000	3-23	28	1	24.0546.0.000	3-55	27	1	24.4006.1.000	3-51	2	1
24.0062.0.000	3-23	21	1	24.0546.0.000	3-63	30	1	24.4006.2.000	3-59	2	1
24.0063.1.000	3-23	25	1					24.4007.1.000	3-51	3	1

INDEX

PART NUMBER	PAGE	DET	QTY	PART NUMBER	PAGE	DET	QTY	PART NUMBER	PAGE	DET	QTY				
24.4007.2.000	3-59	3	1	24.4074.0.000	3-57	4	1	70.4165.1.125	3-39	53	1				
24.4008.0.000	3-51	18	1	24.4075.0.000	3-55	17	1								
24.4008.1.000	3-59	18	1	24.4075.2.000	3-63	18	1					84.0005.7.135	3-35	25*	(1)
24.4009.0.000	3-51	8	1	24.4076.0.000	3-55	13	1								
24.4009.1.000	3-59	8	1	24.4077.1.000	3-57	2	1								
				24.4077.3.000	3-65	14	1								
24.4010.0.000				24.4079.0.000	3-65	17	2								
24.4010.0.000	3-51	13	1												
24.4010.0.000	3-59	13	1	24.4080.2.000											
24.4011.0.000	3-51	10	1	24.4080.2.000	3-65	2	1								
24.4011.0.000	3-59	10	1	24.4081.0.000	3-55	10	1								
24.4013.0.000	3-51	7	1	24.4081.0.000	3-63	27	1								
24.4013.0.000	3-59	7	1	24.4082.0.000	3-55	25	2								
24.4014.0.000	3-51	14	1	24.4082.0.000	3-63	28	2								
24.4014.0.000	3-59	14	1	24.4084.0.000	3-65	12	1								
24.4015.1.000	3-51	15	1	24.4085.0.000	3-65	6	1								
24.4015.2.000	3-59	15	1	24.4086.1.000	3-65	3	1								
24.4016.0.000	3-51	5	1	24.4087.0.000	3-49	1	2								
24.4016.0.000	3-59	5	1	24.4088.0.000	3-53	14	1								
24.4017.1.000	3-51	9	1	24.4089.0.000	3-63	23	1								
24.4017.2.000	3-59	9	1	24.4090.0.000	3-25	30	1								
24.4018.0.000	3-5	29	1*	24.4091.0.000	3-11	28	1								
24.4018.1.000	3-7	20	1	24.4091.0.000	3-29	44	1								
24.4019.0.000	3-51	27	1	24.4092.0.000	3-67	14	1								
24.4019.0.000	3-59	27	1	24.4093.0.000	3-67	10	1								
24.4026.1.000	3-49	6	1	24.4094.0.000	3-67	9	1								
24.4027.0.000	3-49	8	1	24.4096.0.000	3-65	23	1								
24.4028.1.000	3-25	29	1	24.4097.0.000	3-65	26	1								
24.4028.1.000	3-49	9	1	24.4098.0.000	3-65	21	1								
24.4029.1.000	3-57	11	1	24.4099.0.000	3-65	32	2								
24.4029.3.000	3-65	31	1	24.4100.0.000	3-65	33	1								
24.4030.0.000	3-65	16	2	24.4101.0.000	3-59	1	1								
24.4032.1.000	3-65	5	1	24.4103.0.000	3-7	02	1								
24.4059.3.000	3-47	3	1	24.4104.0.000	3-61	20	1								
24.4060.1.050	3-53	1	1	24.6000.5.000	3-27	4	1								
24.4060.3.050	3-61	1	1	24.6001.2.000	3-31	10	1								
24.4061.1.600	3-55	2	1	24.6003.0.000	3-31	13	1								
24.4061.2.000	3-63	3	1	24.6004.1.001	3-31	06	1								
24.4062.1.000	3-55	6	1	24.6005.1.002	3-19	13	1								
24.4062.3.000	3-63	7	1	24.6100.1.000	3-29	10	1								
24.4063.2.000	3-65	4	1	24.8001.2.001	3-43	6	1								
24.4064.2.000	3-57	1	1	24.8001.2.005	3-43	4	0								
24.4064.3.000	3-65	1	1	24.8001.2.014	3-37	2	(1)								
24.4065.1.000	3-55	9	1												
24.4065.2.000	3-63	26	1	68.0358.0.800	3-37	03	(1)								
24.4067.1.000	3-49	4	1												

