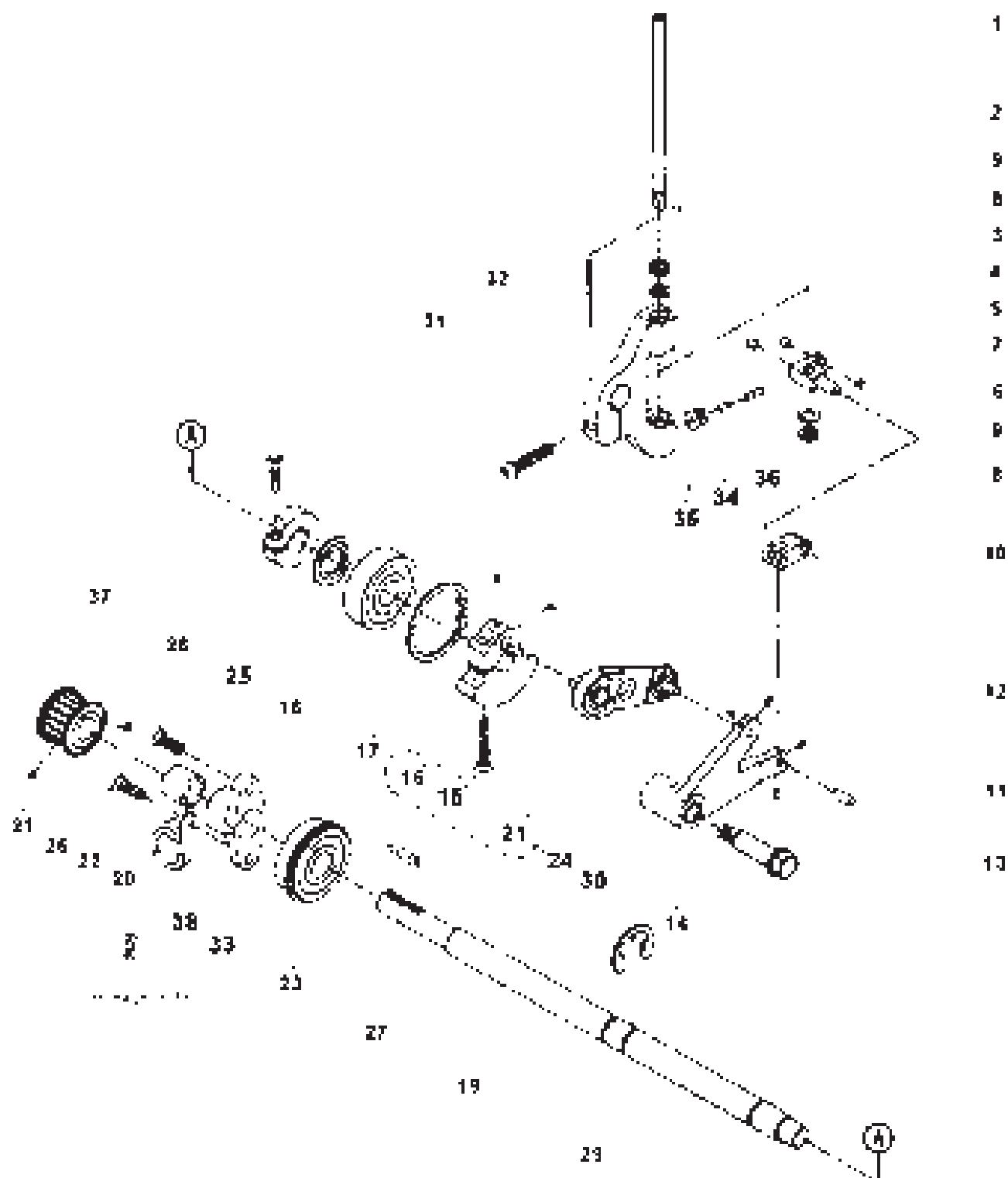


TABLE OF CONTENTS

Needle Bar.....	3-2
Clamping.....	3-4
Thread T rimmer.....	3-6
Shifter Mechanism.....	3-8
Feed Mechanism.....	3-10
Looper Mechanism.....	3-14
Base.....	3-16
Bite Mechanism.....	3-18
Knife and Draw.....	3-20
Main Cam.....	3-24
Head Assembly.....	3-26
Bedplate.....	3-28
Covers.....	3-32
Lubrication.....	3-34
Table.....	3-36
Electrical — I.....	3-38
Electrical — II.....	3-42
Electrical — III.....	3-44
Pneumatics.....	3-46
Accessories.....	3-48
Extra Parts.....	3-50

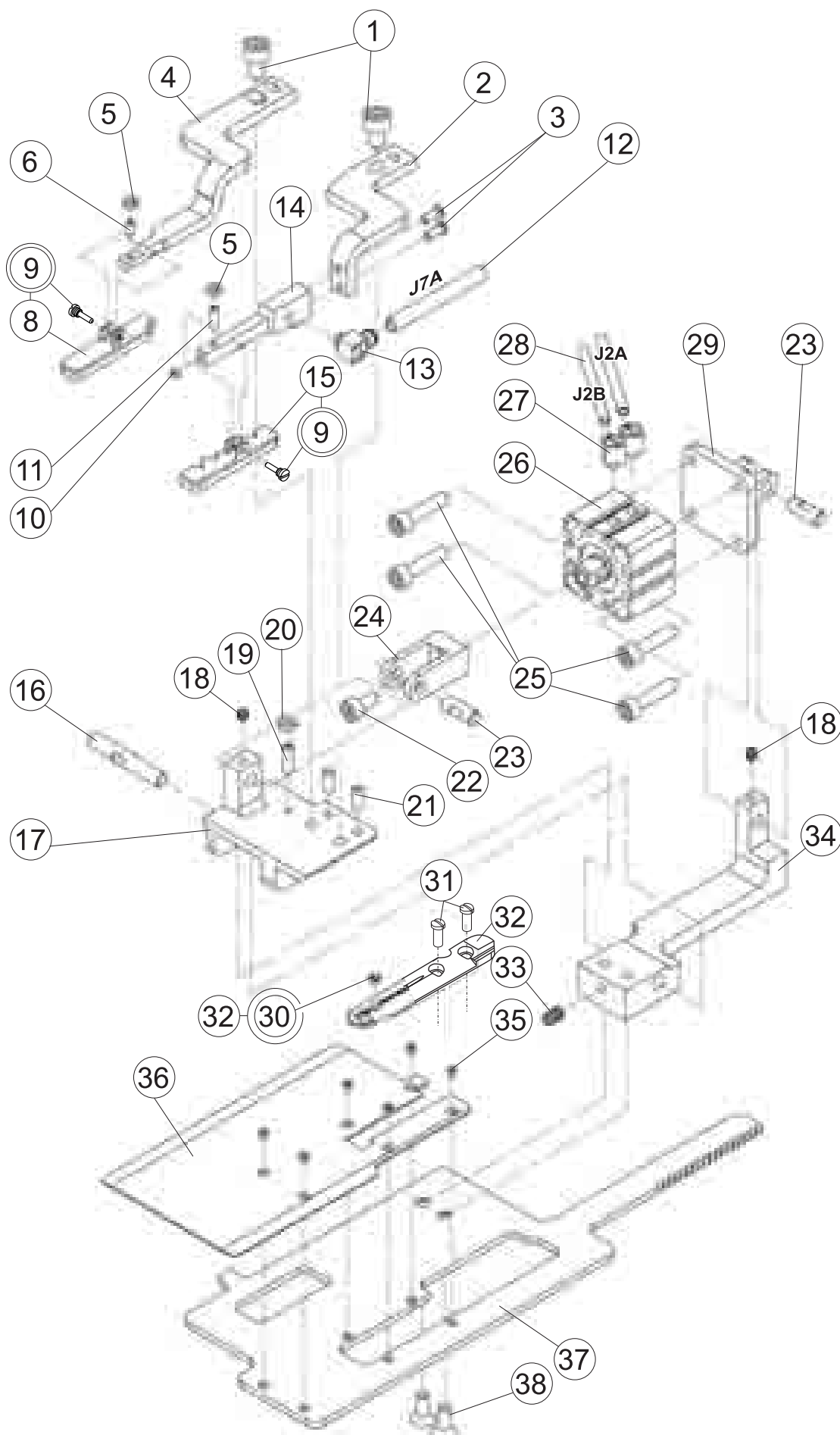
NEEDLE BAR



NEEDLE BAR

DET	PART NUMBER	DESCRIPTION	QTY.
01	24.0195.4.000	Needle Bar	1
02	01.2193.0.000	4-60 Screw	1
03	22.0510.0.000	Needle Bar Holder ●	1
04	08.6400.5.005	M5 x 5 Set Screw	1
05	01.7447.1.000	Porcelain Guide ●●●	1
06	22.0520.0.000	Needle Bar Clamp	1
07	01.6551.0.000	Retaining Ring ●●●	1
08	22.0230.0.000	Cupped Washer ●●●	2
09	22.0239.0.000	Felt Washer	2
10	22.0530.0.000	Needle Bar Connecting Link	1
11	22.0542.0.000	Needle Bar Connecting Link Pin	1
12	08.6400.3.005	M3 x 5 Set Screw	4
13	22.0541.0.000	Needle Bar Shoulder Screw	1
14	22.0540.0.000	Needle Bar Connecting Link Pin ● ●●	1
15	08.6000.6.030	M6 x 30 Screw	(1)
16	22.0525.0.000	Needle Bar Crank ●	(1)
17	01.7809.0.000	Retaining Ring	1
18	01.7804.0.000	Top Shaft Bearing	1
19	24.0500.0.000	Needle Bar Drive Shaft	1
20	12.2050.0.003	Bearing	1
21	08.6400.4.004	M4 x 4 Set Screw	2 (2)
22	08.6000.6.016	M6 x 16 Screw	2
23	01.7805.0.000	Shaft Bearing	1
24	22.0525.0.050	Needle Bar Crank Asm.	1
25	22.0545.0.000	Washer	1
26	24.0048.0.000	Needle Bar Drive Pulley ●	1
27	22.0175.0.000	Drive Shaft Key	1
28	24.0002.0.000	Clamp Collar	1
29	12.1045.2.001	Retaining Ring	1
30	22.0535.0.100	Needle Bar Crank Link Asm. ●	1
31	08.6200.6.025	M6 x 25 Screw	1
32	02.0750.2.109	Needle	1
33	24.0001.0.000	Bearing Carrier Upper Shaft	1
34	17.0026.2.077	Spring	1
35	17.0082.8.017	Washer	2
36	24.0100.0.000	M3.5 x 0.35-11 Screw	1
37	08.6000.5.016	M5 x 16 Screw	1
38	See page 3-38	Plastic Cable Fitting	1

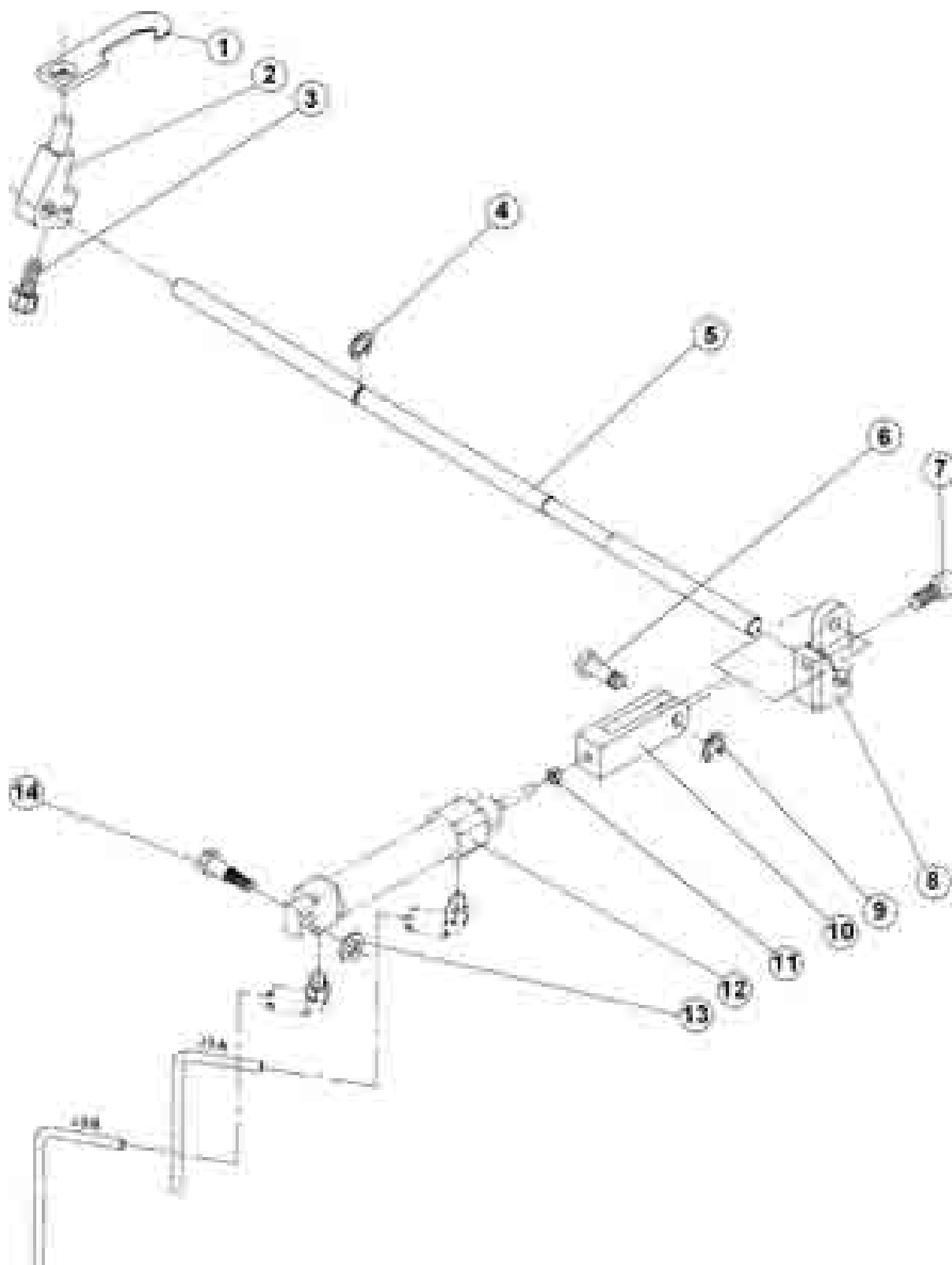
CLAMPING



CLAMPING

DET	PART NUMBER	DESCRIPTION	QTY.
01	08.6002.6.012	M6x12 Screw	2
02	24.0227.4.000	R.H. Clamp Arm	1
03	08.6202.3.008	M3x8 Screw	2
04	24.0226.4.000	L.H. Clamp Arm	1
05	08.6712.3.000	M3 Nut	2
06	08.6402.3.006	M3x6 Set Screw	1
07			
08	24.2073.2.000	L.H. Clamp Foot ●●●	1
09	24.2076.0.000	Screw M3,5x0,35	2
10	08.6402.3.004	M3x4 Set Screw	1
11	08.6402.3.010	M3x10 Set Screw	1
12	See page 3-46	Air Tubing ●●●	-
13	See page 3-46	Connector ●	-
14	24.2064.0.000	Clamp Arm Extension	1
15	24.2074.0.000	R.H.Clamp Foot ●●●	1
16	22.0159.0.000	Tail Pivot Clamp Pin	1
17	24.0157.0.000	Tail Pivot Clamp	1
18	08.6402.4.004	M4x4 Set Screw	2
19	08.6402.4.012	M4x12 Set Screw	1
20	08.6702.4.000	M4 Nut	1
21	07.6045.0.046	Pin	2
22	08.6002.5.010	M5x10 Screw	1
23	22.0173.0.000	Clamp Toggle Pivot Pin	2
24	24.2038.0.000	Cylinder Clevis	1
25	08.6002.5.022	M5x22 Screw	4
26	See page 3-46	Cylinder ●	-
27	See page 3-46	Connector ●	-
28	See page 3-46	Air Tubing ●●●	-
29	24.0036.0.000	Cylinder Mounting Bracket	1
30	12.0008.4.477	Glass Eye ●●●	(1)
31	01.2084.0.000	Screw	2
32	24.2075.3.000	Throat Plate CAED	1
33	08.6402.5.008	M5x8 Set Screw	1
34	24.0158.0.000	Tail Bracket Clamp	1
35	01.2376.0.000	Screw	6
36	24.6102.4.004	Loading Plate	1
37	24.0125.6.000	Clamp Plate CAED	1
38	08.6102.5.012	M5x12 Screw	2
39	24.2058.0.000	Distance Plate	1

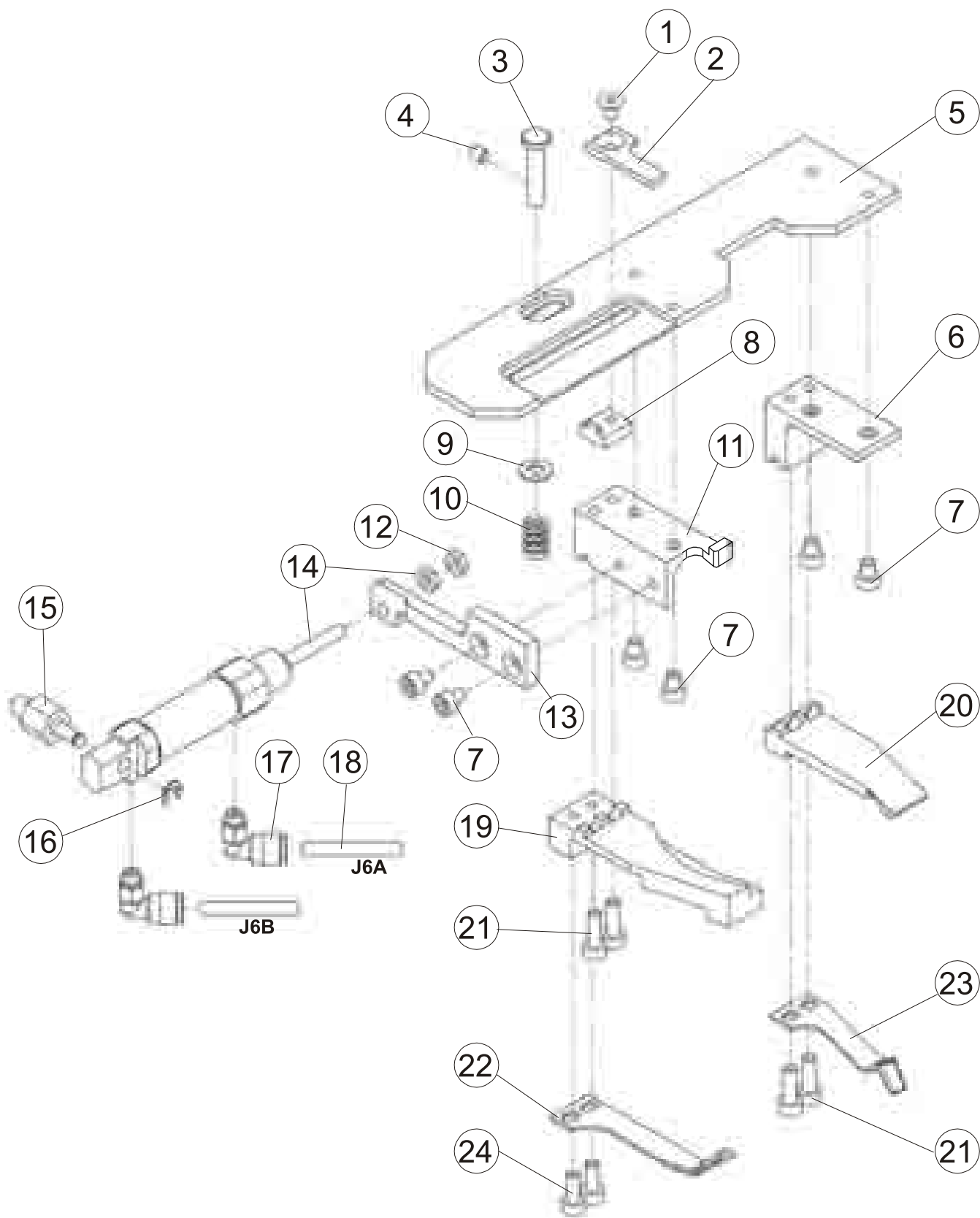
THREAD TRIMMER



THREAD TRIMMER

DET	PART NUMBER	DESCRIPTION	QTY.
01	20.0093.2.004	Trimmer Hook	1
02	20.0092.0.004	Trimmer Actuator	1
03	01.2386.0.000	3/16-36 x .5 Hex Screw	1
04	12.1045.3.001	E-Clip	1
05	24.0080.0.000	Trimmer Shaft	1
06	24.0003.0.000	Trimmer Pivot	1
07	08.6000.4.012	M4 x 12 Screw	1
08	24.0004.0.000	Trimmer Clamp Lever	1
09	07.6045.0.042	E-Clip	1
10	24.0005.0.000	Clevis	1
11	08.6700.4.000	M4 Nut	1
12	See Page 3-46	Trimmer Cylinder ●	—
13	08.6850.4.000	Washer	1
14	24.0006.0.000	Pivot Screw	1


SHIFTER MECHANISM












SHIFTER MECHANISM

DET	PART NUMBER	DESCRIPTION	QTY.
1	08.6100.4.006	M4x6 Screw	1
2	24.2664.4.000	Buttonhole Adjusting Link	1
3	22.0400.0.000	Spring Load Pin	1
4	08.6400.4.005	M4x5 Set Screw	1
5	22.2665.0.000	Main Cam Shifter Plate	1
6	22.2655.0.000	Right Shifter Block	1
7	08.6000.4.005	M4x5 Screw	6
8	22.0405.2.000	Adjustable Link Nut	1
9	08.6887.5.000	Washer M5	1
10	07.6440.0.040	Spring	1
11	24.2651.4.001	Left Shifter Block	1
12	08.6710.4.000	Nut M4	1
13	24.2016.0.000	Shifter Pull Of Bracket	1
14	See Page 3-46	Cylinder ●	-
15	24.2017.0.000	Air Cylinder Mounting Post	1
16	07.6045.0.047	E-clip	1
17	See Page 3-46	Conector ●●●	-
18	See Page 3-46	Air Tubing ●●●	-
19	22.2652.0.000	Left Shifter Arm	1
20	22.2656.0.000	Right Shifter Arm	1
21	08.6000.4.016	M4x16 Screw	4
22	22.2653.0.000	Left Shifter Arm Spring	1
23	22.2657.0.000	Right Shifter Arm Spring	1
24	08.6000.4.010	M4x10 Screw	2


FEED MECHANISM



FEED MECHANISM

DET	PART NUMBER	DESCRIPTION	QTY.
01	08.6100.3.030	M3 x 30 Screw	2
02	22.0114.0.000	Feed Brake Pressure Plate	1
03	22.0121.0.000	Slip Clutch Drive Washer	1
04	22.0354.0.000	Slip Clutch Feed Gear	1
05	24.0126.0.000	Friction Washer 	1
06	22.0312.0.000	Slip Clutch Feed Shaft	1
07	22.0061.0.000	Clamp Plate Gear Rack Retainer	1
08	07.6440.0.033	Spring	2
09	24.0351.0.000	Feed Gear Assembly	1
10	22.0325.0.000	Feed Reversing Shaft	1
11	07.6440.0.041	Spring	1
12	22.0228.0.000	Collar	1
13	08.6400.5.305	M5 x 0,5 - 5 Set Screw	4
14	24.0049.0.000	Set Collar	2
15	08.6000.5.020	M5 x 20 Screw	2
16	07.6045.0.037	3 x 16 Grooved Pin	2
17	22.0313.0.000	Feed Brake Pad 	(1)
18	07.6440.0.050	Spring	1
19	07.6045.0.009	3 x 12mm Pin	2
20	22.0309.0.000	Feed Brake	(1)
21	22.0184.0.000	M5 x 8 Screw	3
22	22.0315.0.000	Feed Shaft Bracket 	1
23	07.6440.0.028	Spring	2
24	08.6733.3.000	M3 Lock Nut	2
25	17.0019.2.057	Lockwasher	1
26	22.0208.0.000	Flat Washer	1
27	22.0186.0.000	Washer Dia. 5.2/17-0.2	1
28	08.6400.4.005	M4 x 5 Set Screw	6
29	24.2035.0.000	Gear Cover	1
30	07.6045.0.034	E-Ring	1
31	22.0049.0.000	Feed Brake Mounting Block 	1
32	08.6000.4.025	M4 x 25 Screw	2
33	08.6400.5.005	M5 x 5 Set Screw	1
34	22.0100.0.000	Shoulder Washer	4
35	22.0305.0.000	Feed Connecting Link 	1
36	22.0320.0.000	Feed Shaft Bearing Housing	1
37	17.0019.0.517	Washer	1
38	08.6000.3.010	M3 x 10 Screw	1
39	22.0183.0.000	Collar Dia. 8	1
40	22.0026.0.000	L.H. Feed Cam Follower 	1
41	07.6440.0.018	Spring	2
42	24.0127.0.000	R.H. Feed Cam Follower 	1
43	08.6800.4.000	M4 Lockwasher	2
44	22.0336.0.000	Feed Shaft	1
45	08.6000.4.014	M4 x 14 Screw	2
46	22.0370.0.000	Feed Crank	1
47	22.0021.0.000	Spring Retain Block	1
48	22.0353.0.000	Steel Bevel Gear 	3
49	22.0032.0.000	Bearing Shoulder Screw 	2
50	07.6321.0.025	Bearing	2

FEED MECHANISM

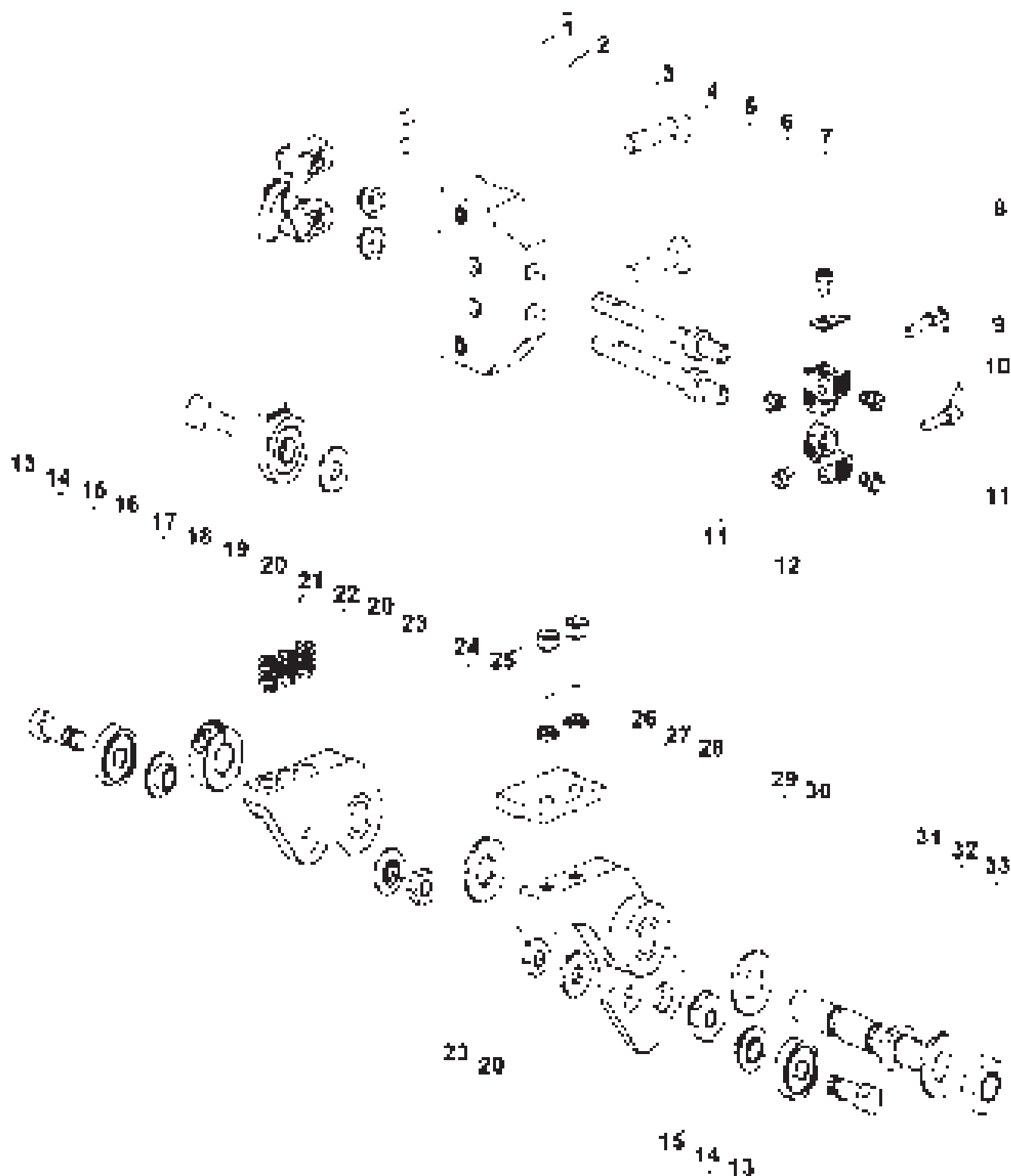


FEED MECHANISM



DET	PART NUMBER	DESCRIPTION	QTY.
51	22.0031.0.000	Bearing Spacer	2
52	08.6710.5.000	M5 Nut	2
53	22.0232.0.000	Washer	1
54	22.0110.0.000	M5 Shoulder Nut	1
55	22.0022.0.000	Pivot Shaft	1
56	08.6850.8.000	M8 Flat Washer	1
57	08.6700.8.000	M8 Nut	1
58	08.6000.4.005	M4 x 5 Screw	2
59	22.0309.0.050	Feed Brake Assembly	1
60	24.0140.0.000	Washer Dia. 5.2/17-0.1	1
61	07.6321.0.030	Bearing	(1)

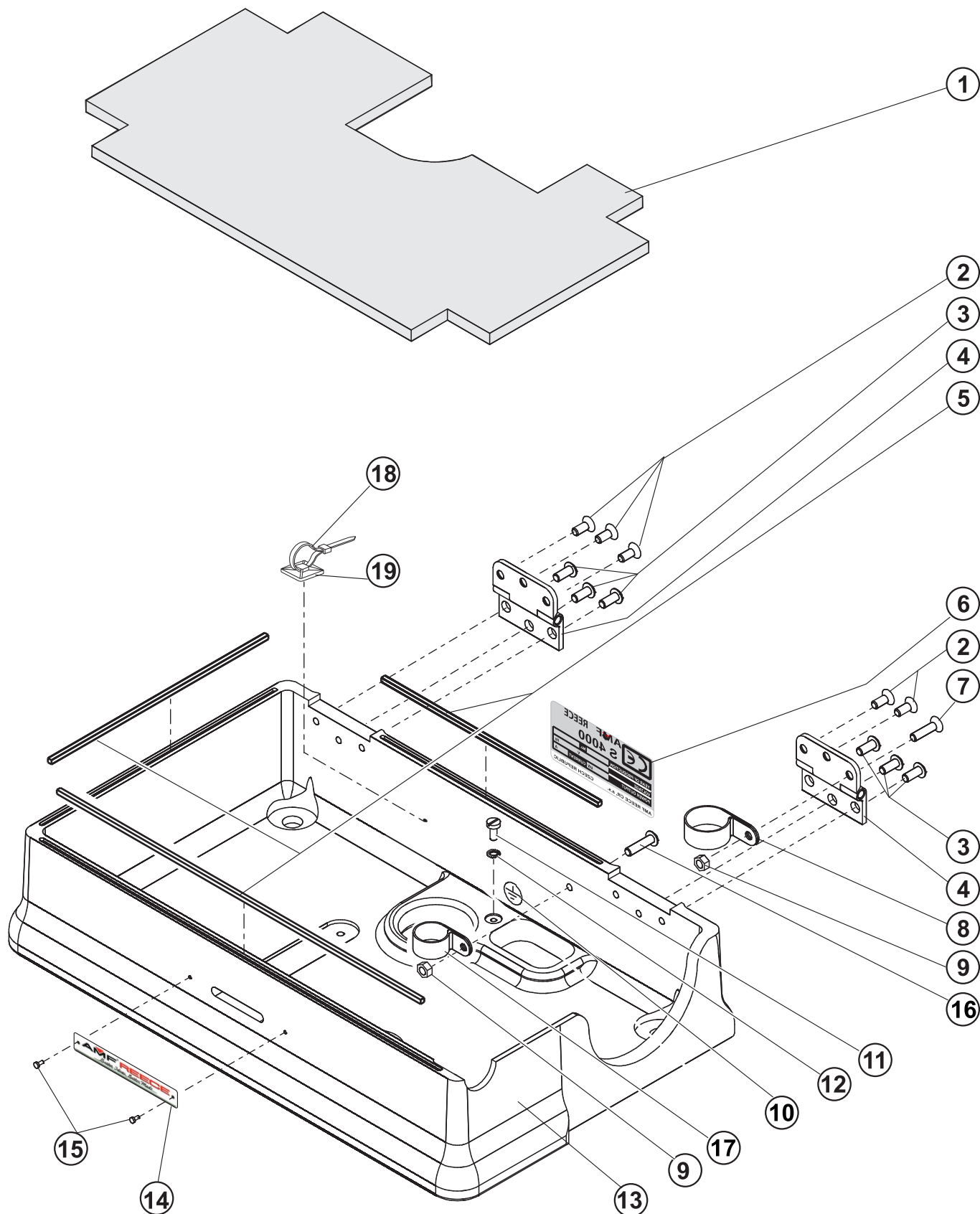
LOOPER MECHANISM



LOOPER MECHANISM

DET	PART NUMBER	DESCRIPTION	QTY.
01	08.6400.4.004	M4 x 4 Set Screw	2
02	22.2442.0.000	Looper Spacer	2
03	22.2410.0.000	Looper Shaft Block	1
04	08.6100.5.020	M5 x 20 Screw	2
05	22.2440.0.000	Looper Shaft	2
06	01.1382.0.000	Screw	1
07	20.0094.0.000	Trimmer Knife	1
08	20.0111.0.000	First Looper	1
09	23.2106.0.000	First Looper Holder	1
10	20.0112.0.000	Second Looper	1
11	01.1397.0.000	Screw	4
12	23.2107.0.000	Second Looper Holder	1
13	24.0066.0.000	Bearing Screw	2
14	12.2010.1.002	Cam Follower Bearing	2
15	22.0031.0.000	Bearing Spacer	2
16	22.0064.0.000	Bite Shoulder Screw	1
17	08.6000.3.010	M3 x 10 Screw	1
18	22.0183.0.000	Collar	1
19	22.2425.0.050	Looper Link Assembly	1
20	22.0100.0.000	Shoulder Washer	3
21	07.6440.0.036	Spring	3
22	22.0024.0.000	Looper Cam Follower Plate ● ● ●	1
23	08.6710.5.000	M5 Hex Nut	2
24	22.0232.0.000	Flat Washer	1
25	08.6000.4.014	M4 x 14 Screw	2
26	08.6800.4.000	M4 Lockwasher	2
27	22.0021.0.000	Spring Retainer Block	1
28	22.0023.0.000	R.H. Looper Cam Follower Plate ● ● ●	1
29	22.0105.0.000	Looper Eccentric Nut	1
30	22.0233.0.000	Flat Washer	1
31	22.0022.0.000	Pivot Shaft	1
32	08.6850.8.000	M8 Flat Washer	1
33	08.6700.8.000	M8 Hex Nut	1

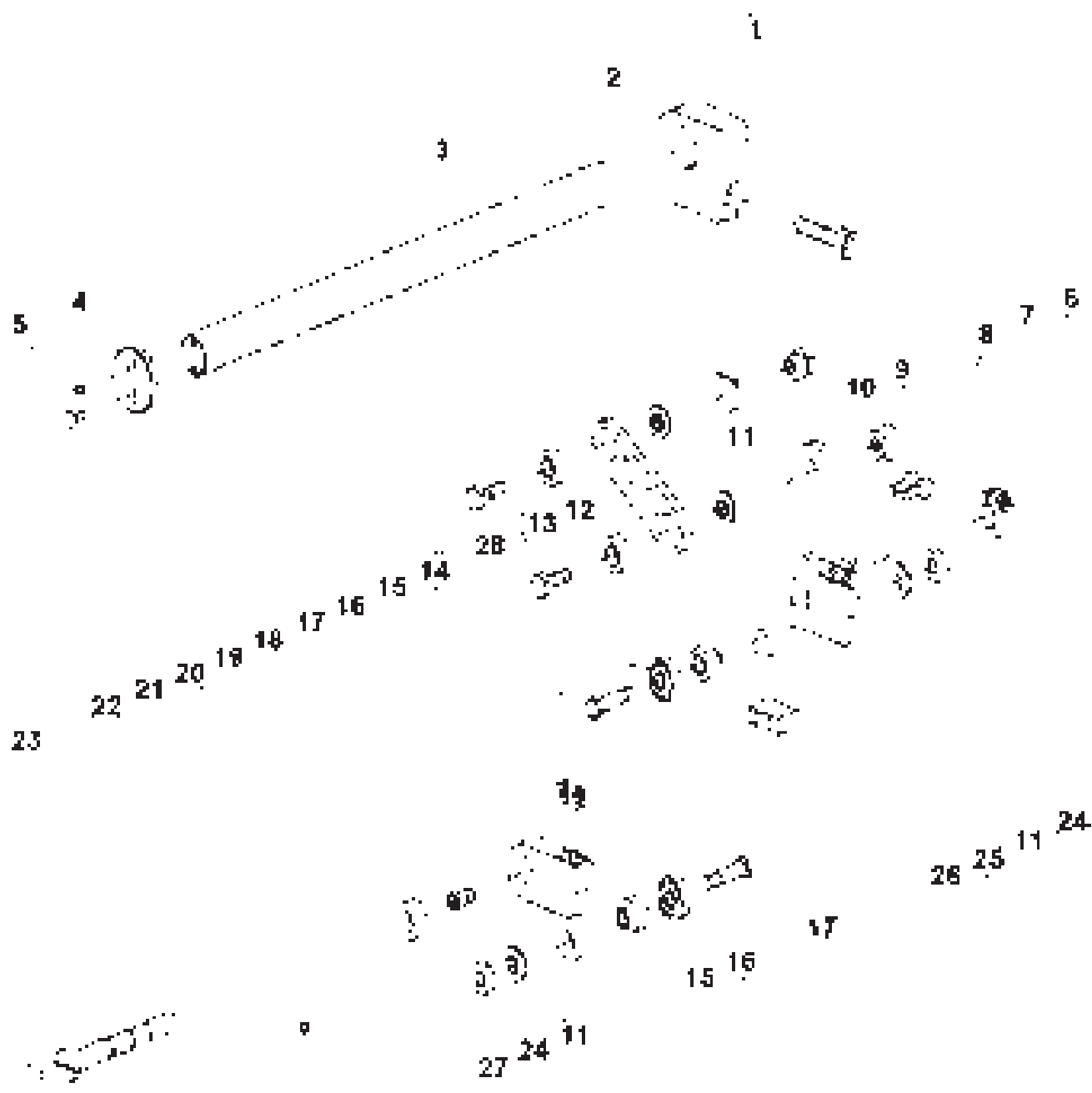
BASE



BASE

DET	PART NUMBER	DESCRIPTION	QTY.
01	24.0111.0.000	Base Sound Deadener ●●●	1
02	08.6100.5.012	M5 x 12 Screw	5
03	08.6200.5.012	M5 x 12 Screw	6
04	22.1010.0.000	Base Hinge	2
05	24.0038.0.000	Base Gasket ●●●	1
06	12.8000.1.028	CE"" Label	1
07	08.6100.5.020	M5 x 20 Screw	1
08	12.0008.4.197	Cord Clamp ●●●	1
09	08.6700.5.000	M5 Nut	2
10	12.0008.4.052	Label (Ground)	1
11	08.6012.4.010	M4 x 10 Screw	1
12	08.6832.4.000	M4 Serrated Lockwasher	1
13	24.6005.1.002	Base	1
14	—	Label ●	1
15	—	Drive Screw ●	2
16	08.6200.5.020	Screw	1
17	12.0010.4.013	Cord Clamp ●●●	1
18	12.0008.3.023	Ty-wrap ●●●	2
19	12.0008.4.058	Clip ●●●	1

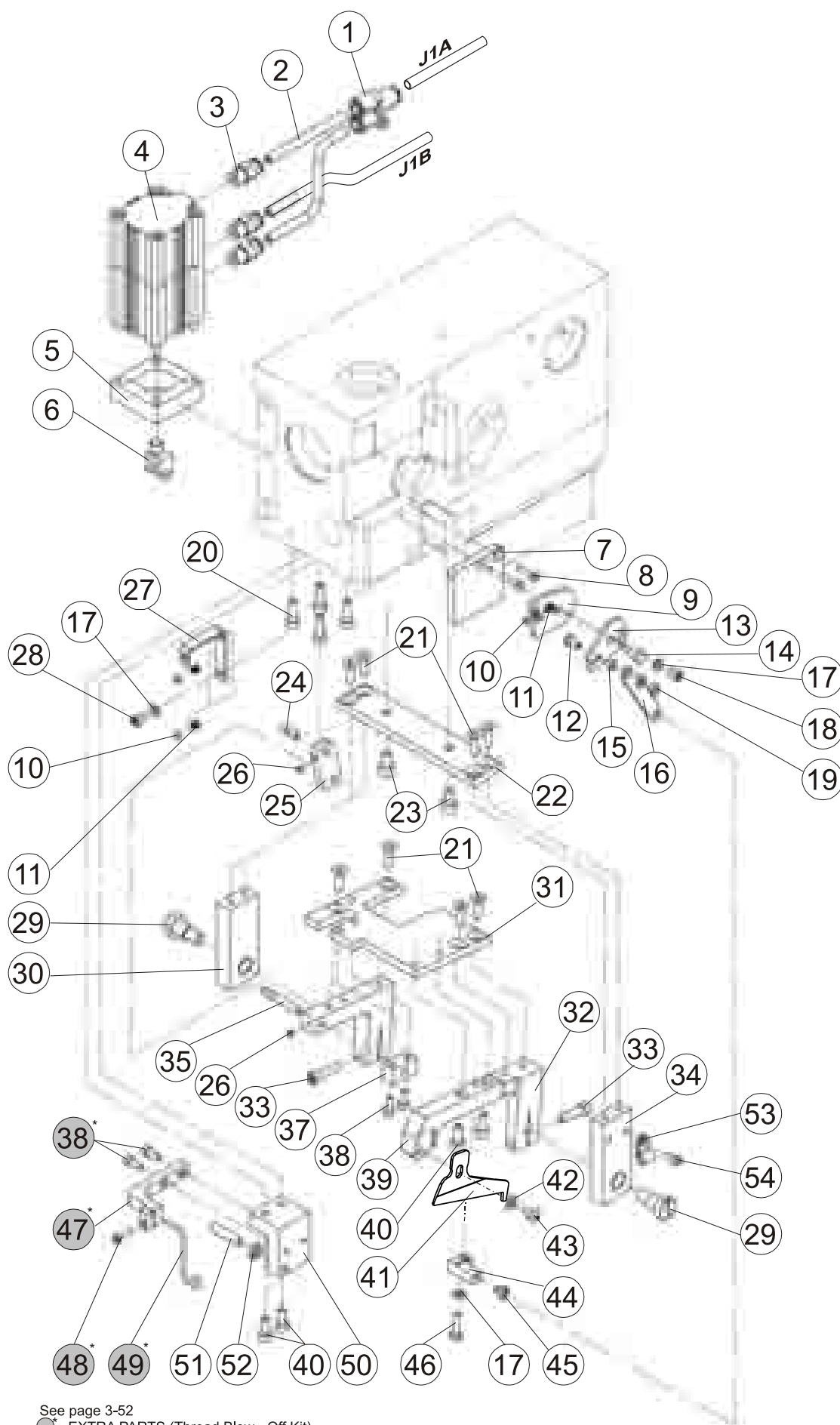
BITE MECHANISM



BITE MECHANISM

DET	PART NUMBER	DESCRIPTION	QTY.
01	08.6000.6.025	M6 x 25 Screw	1
02	22.0008.0.000	Bite Lever ●	1
03	22.0005.0.000	Bite Shaft	1
04	22.0063.0.000	Bite Shaft Retainer	1
05	08.6100.3.008	M3 x 8 FH Screw	2
06	08.6000.3.010	M3 x 10 Screw	1
07	22.0183.0.000	Collar*Dia. 8	1
08	08.6000.4.014	M4 x 14 Screw	2
09	22.0110.0.000	M5 Shoulder Nut	1
10	22.0214.0.000	M5 Eccentric Nut	1
11	22.0100.0.000	Shoulder Washer	4
12	22.0009.0.000	Bite Adjusting Link ●	(1)
13	07.6321.0.029	Bearing	(2)
14	22.0064.0.000	Bite Shoulder Screw	2
15	22.0029.0.000	Bite Follower Bearing Spacer	2
16	07.6321.0.025	Bearing	2
17	22.0028.0.000	Bite Follower Bearing Screw	2
18	07.6440.0.028	Spring	2
19	22.0027.0.000	Right Cam Follower ● ● ●	1
20	08.6400.4.005	M4 x 5 Set Screw	1
21	22.0069.0.000	Bite Follower Spacer	1
22	22.0020.0.000	Bite Pivot Shaft	1
23	12.0008.6.800	Rubber Ring ● ● ●	1
24	08.6700.5.000	M5 Hex Nut	2
25	24.0033.0.000	Left Cam Follower ● ● ●	1
26	22.0030.0.000	Bite Follower Spring Retainer	1
27	08.6400.4.004	M4x4 Screw	1
28	22.0009.0.050	Bite Adjusting Link Assembly	1

KNIFE AND DRAW



See page 3-52

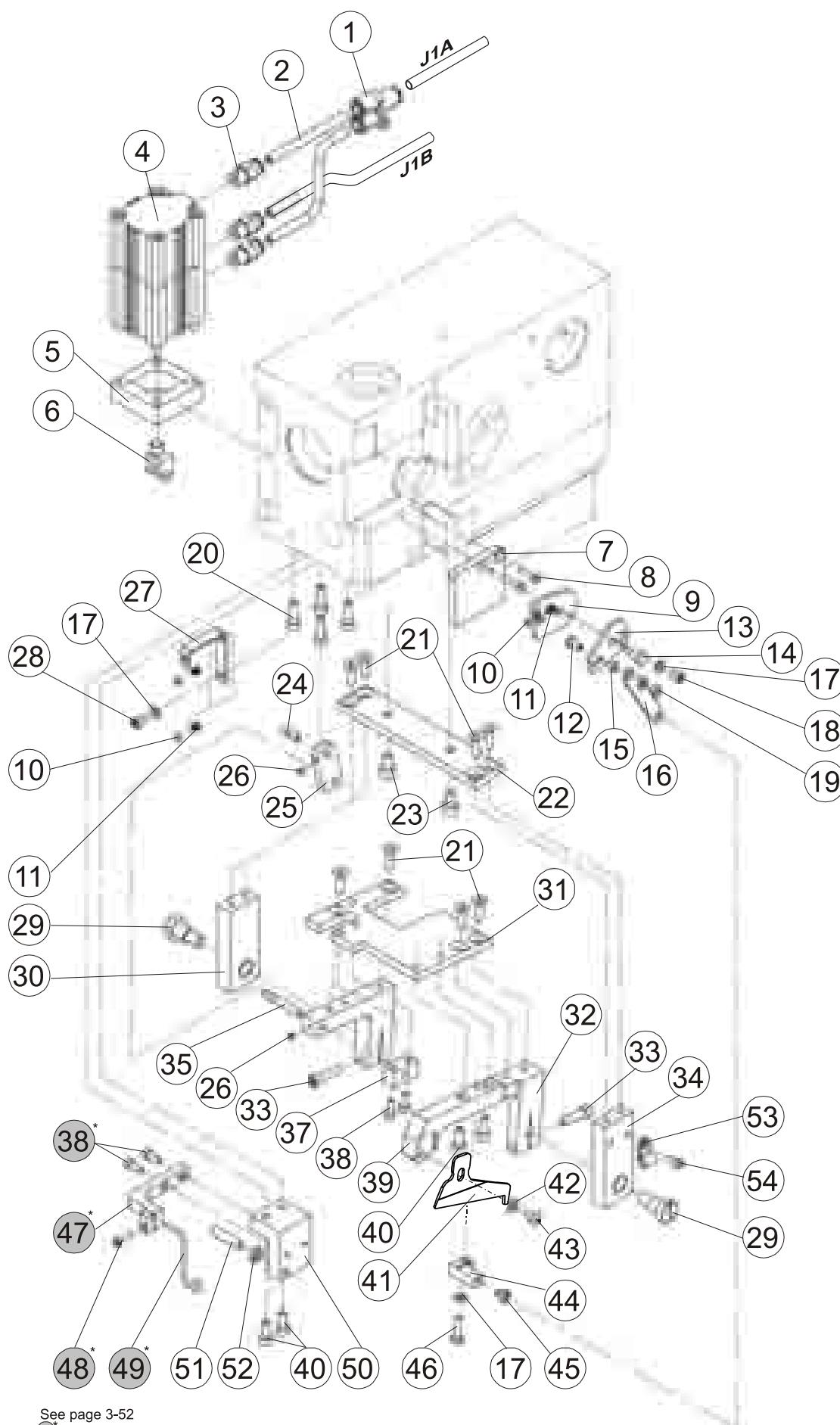
● - EXTRA PARTS (Thread Blow - Off Kit)

KNIFE AND DRAW

DET	PART NUMBER	DESCRIPTION	QTY.
1	See page 3-46	Connector ●●●	-
2	See page 3-46	Air Tubing ●●●	-
3	See page 3-46	Connector ●●●	-
4	See page 3-46	Cylinder ●	-
5	24.2069.0.000	Cylinder Stand-Off	1
6	24.2014.0.000	Knife Drive Lever	1
7	24.2053.0.000	Thread Take-Up Plate	1
8	08.6102.4.014	M4x14 Screw	2
9	24.2042.0.000	Thread Take-Up	1
10	01.6551.0.000	Retaining Ring ●●●	3
11	01.7447.1.000	Guide ●●●	3
12	24.2044.0.000	Screw-Thread Draw-Off Link	1
13	24.2043.0.000	Thread Draw-Off	1
14	24.2047.0.000	Pivot,Draw-Off	1
15	24.2045.0.000	Bearing	1
16	24.2046.0.000	Thread Draw-Off Lever	1
17	08.6852.4.000	Washer M4	4
18	08.6002.4.006	M4x6 Screw	1
19	08.6702.4.000	Nut M4	1
20	08.6000.5.016	M5x16 Screw	4
21	08.6102.5.016	M5x16 Screw	8
22	24.2001.0.000	Base Plate	1
23	08.6000.6.010	M6x10 Screw	2
24	24.2015.0.000	Clevis Pin	1
25	24.2013.0.000	Clevis Link	1
26	08.6400.4.004	M4x4 Set Screw	2
27	24.2048.0.000	Thread Guide Bracket	1
28	08.6002.4.005	M4x5 Screw	1
29	24.2004.0.000	Adjusting Screw	2
30	24.2002.0.000	Plate Leg,Right Assy. ●●	1
31	24.2005.0.000	Bridge Plate	1
32	24.2007.0.000	Knife Pivot Leg	1
33	08.6002.5.020	M5x20 Screw	2
34	24.2028.0.000	Plate Leg,Right Assy. ●●	1
35	24.2009.0.000	Knife Link Pin	1
36	24.2006.0.000	Bridge Support	1
37	24.2008.0.000	Clevis Link Support	1
38*	08.6002.4.010	M4x10 Screw	4
39	24.2010.0.000	Knife Lever	1
40	08.6002.5.012	M5x12 Screw	4
41	24.2071.2.000	Knife - 90	1
42	08.6852.5.000	Washer M5	1
43	08.6202.5.006	M5x6 Screw	1
44	24.2049.0.000	Thread Take-Up Link Holder	1
45	24.2012.0.000	Thread Draw-Off Shoulder Screw	1
46	08.6312.4.014	M4x14 Screw	1
47*	24.2068.0.000	Bracket	1
48*	08.6002.3.012	M3x12 Screw	1
49*	24.2067.0.000	Thread Holder	1
50	24.2050.0.000	Cutting Lever Block	1
*	- EXTRA PARTS		



KNIFE AND DRAW



See page 3-52

● - EXTRA PARTS (Thread Blow - Off Kit)

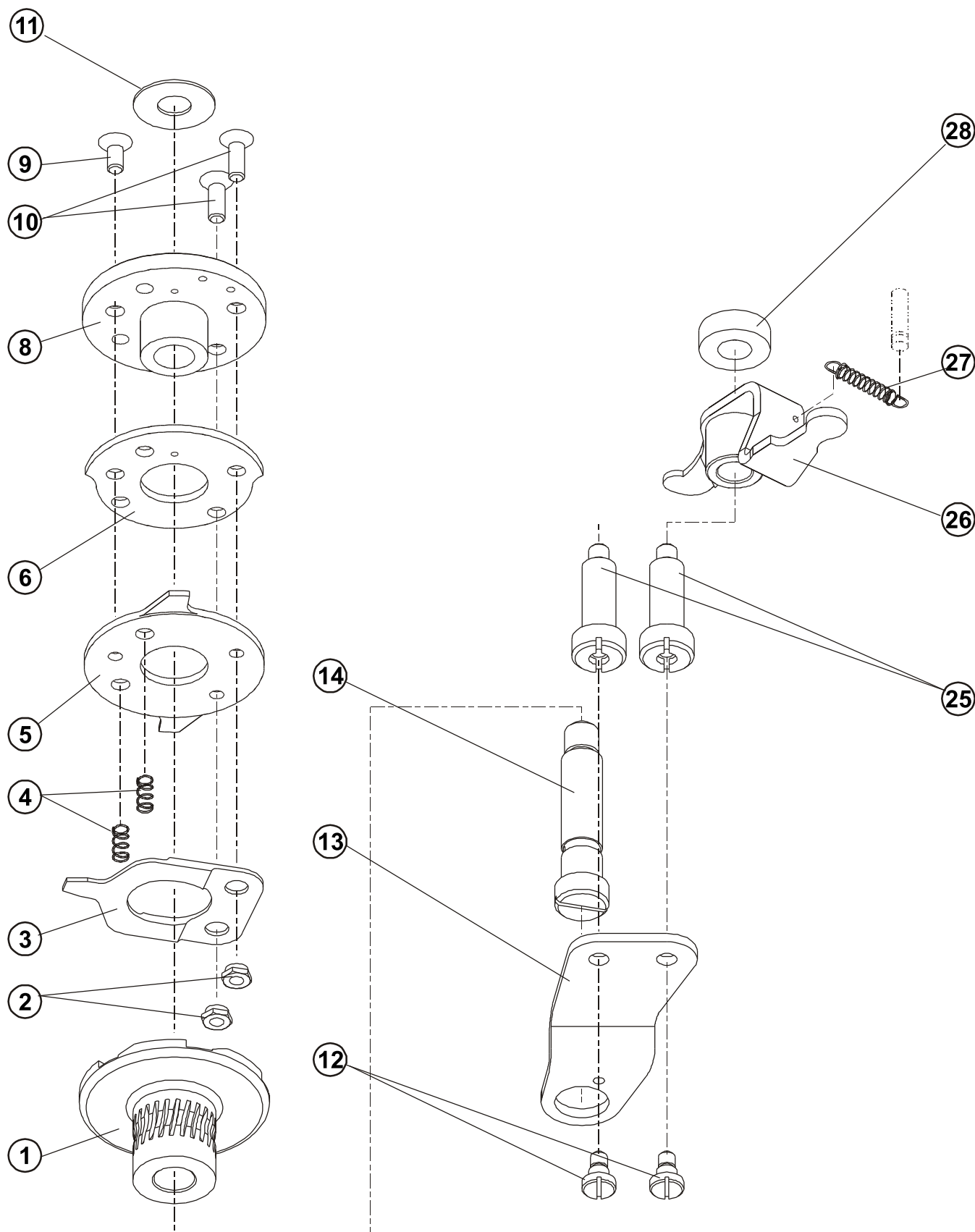
KNIFE AND DRAW

[illegible]

*

- EXTRA PARTS

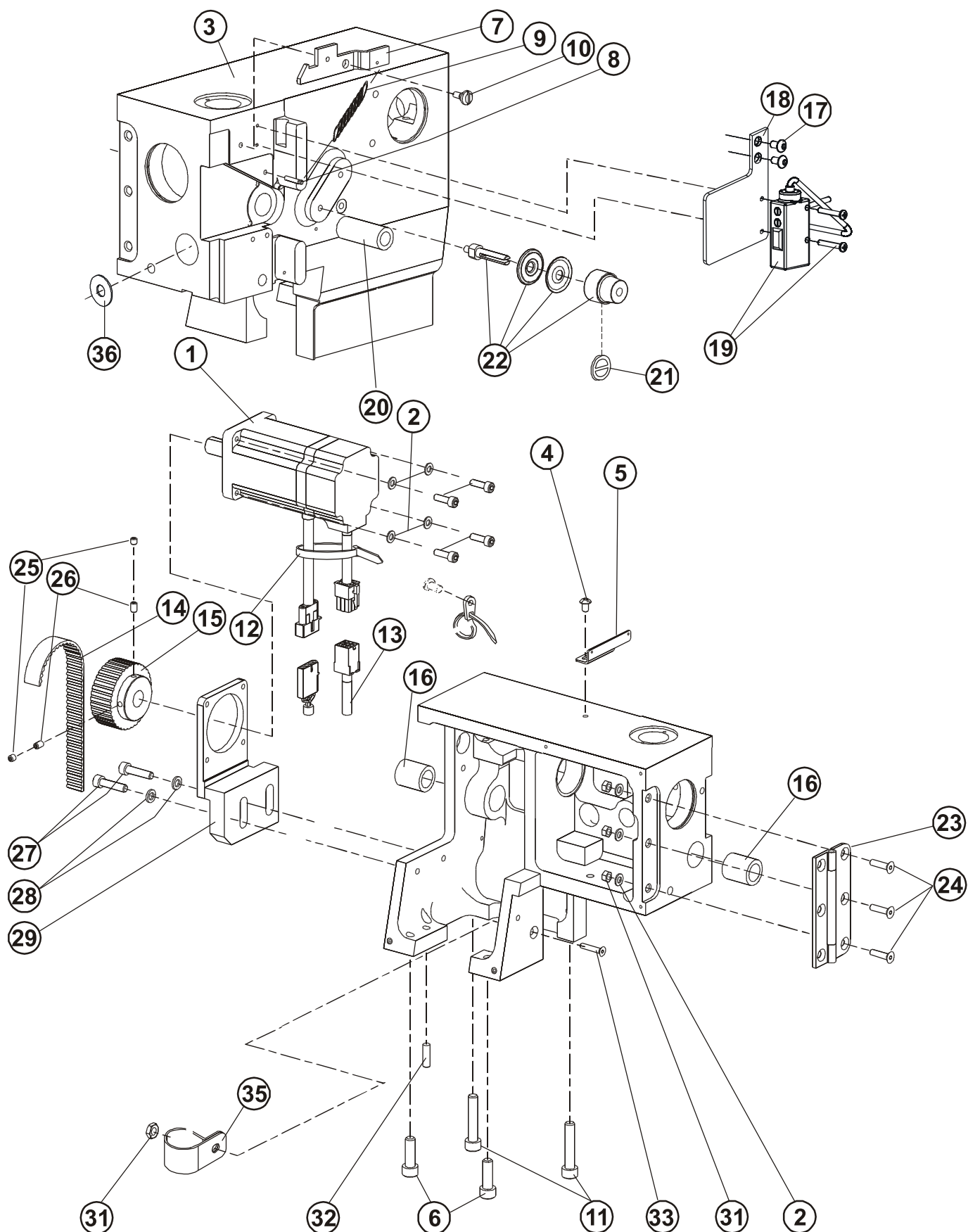
MAIN CAM



MAIN CAM

DET	PART NUMBER	DESCRIPTION	QTY.
01	22.2607.0.000	Drive Disk/Worm Gear Hub	1
02	22.2627.0.000	Shoulder Nut	2
03	22.2626.0.000	Drive Disk Switch Spring	1
04	07.6440.0.037	Spring	2
05	24.2040.0.000	Stop Disk	1
06	24.3201.0.000	Feed Reversing Cam	1
08	24.3203.0.000	Barring Cam	1
09	08.6100.5.010	M5 x 10 Screw	1
10	22.0137.0.000	M5 x 14 Screw	2
11	07.6321.0.001	Thrust Washer	1
12	22.0182.0.000	M5 x 4 Screw	2
13	22.0097.0.000	Main Cam Brace	1
25	22.0106.0.000	Hub Shoulder Screw	2
26	24.2640.2.000	Feed Reversing Lever	1
27	07.6440.0.045	Extension Spring	1
28	22.3003.0.000	Spacer	1

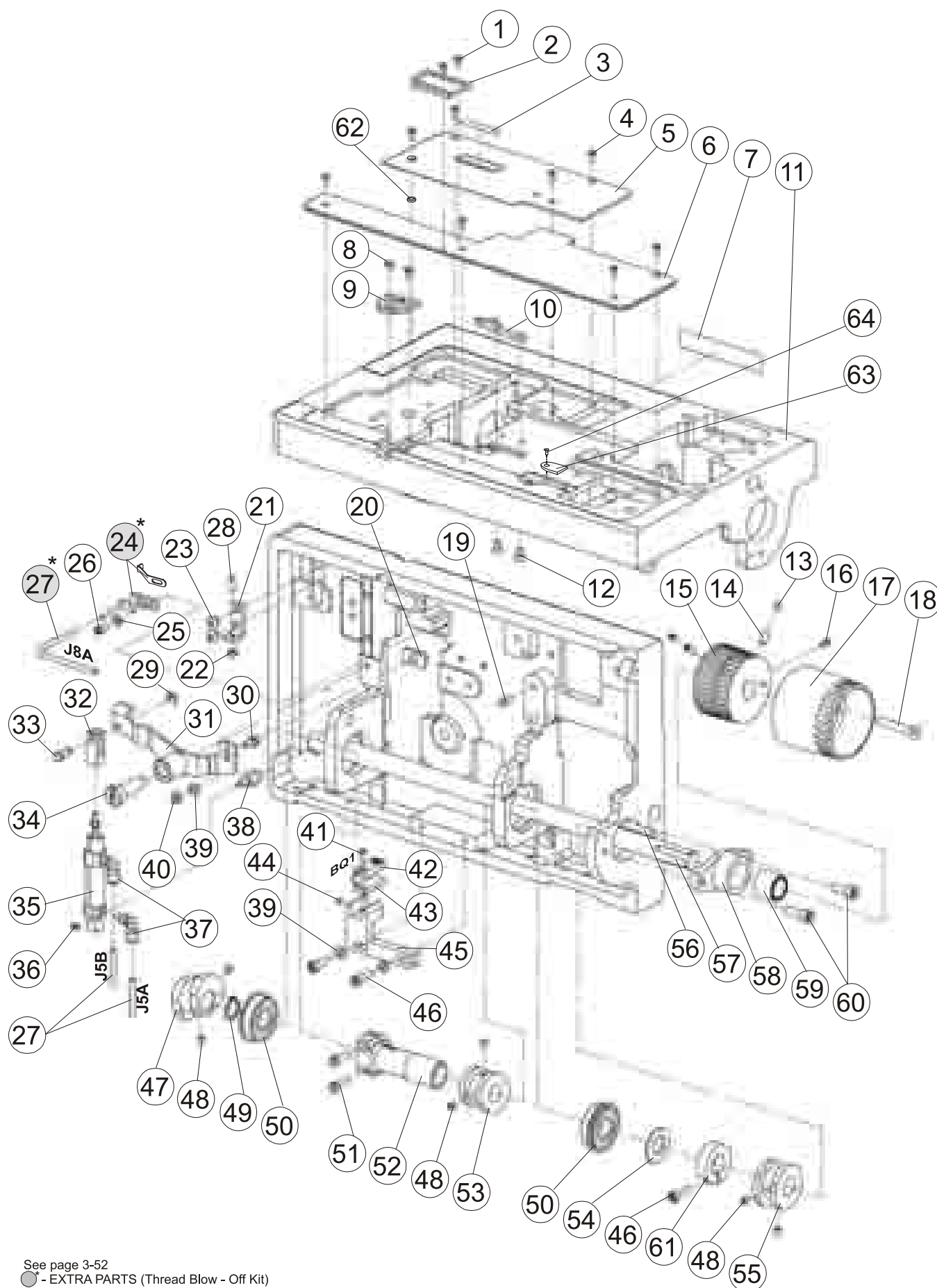
HEAD ASSEMBLY



HEAD ASSEMBLY

DET	PART NUMBER	DESCRIPTION	QTY.
01	See Page 3-38	Servomotor ● ● ● ● ●	1
02	08.6850.5.000	M5 Washer	7
03	24.6000.6.000	Head	1
04	08.6200.5.008	M5 x 8 Screw	1
05	22.0054.0.000	Upper Thread Guide	1
06	08.6000.8.025	M8 x 25 Screw	2
07	22.0058.0.000	Sewing Head Latch	1
08	07.6045.0.037	3 x 16 Grooved Pin	1
09	07.6440.0.051	Latch Tension Spring	1
10	22.0062.0.000	M4 x 3 Screw	1
11	08.6000.8.040	M8x40 Screw	2
12	12.0008.3.023	Ty-wrap ● ● ●	1
13	See Page 3-38	Encoder Cable ● ● ● ● ●	1
14	12.5050.2.009	Belt ● ● ●	1
15	24.0108.0.000	Motor Pulley ●	1
16	01.7806.0.000	Oilite Bushing ● ●	2
17	08.6200.4.008	M4x8 Screw	2
18	24.2070.0.000	Optical Sensor Bracket	1
19	24.0069.9.020	Sensor BQ3 Assy ● ● ● ● ●	1
20	22.1422.0.000	Knife Shaft Bushing	1
21	17.0082.8.082	Release Washer	1
22	24.0119.0.050	Large Tension Assembly ● ● ●	1
23	22.6002.0.000	Head Hinge Assembly	1
24	08.6100.5.020	M5 x 20 Screw	3
25	08.6400.5.005	M5 x 5 Set Screw	2
26	08.6400.5.008	M5x8 Set Screw	2
27	08.6000.6.025	M6 x 25 Screw	2
28	08.6850.6.000	M6 Washer	2
29	24.0106.0.000	Motor Bracket	1
31	08.6700.5.000	Nut M5	4
32	12.1011.0.001	Pin 6 x 20	1
33	08.6100.5.020	Screw M5 x 20	1
35	12.0008.4.197	Clamp ● ● ●	1
36	01.4980.0.000	Bearing AS 0821	1

BEDPLATE



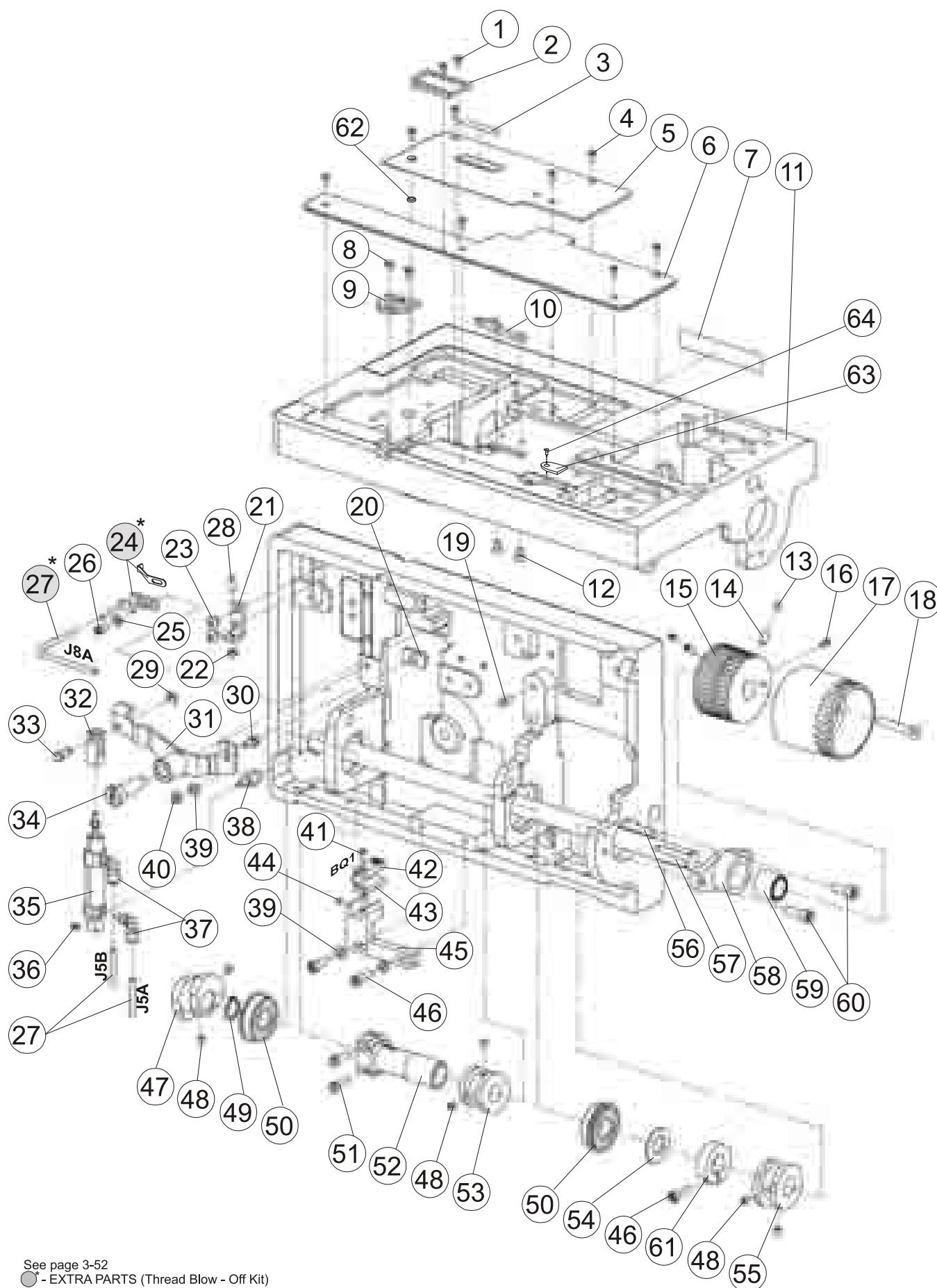
See page 3-52

- EXTRA PARTS (Thread Blow - Off Kit)

BEDPLATE

DET	PART NUMBER	DESCRIPTION	QTY.
1	22.3068.0.000	Screw	2
2	24.2032.0.000	Material Guide	1
3	12.8000.0.103	Buttonhole Size Sticker	1
4	08.6120.3.008	M3x8 Screw	8
5	24.6102.4.002	Cover Plate Right	1
6	24.6102.4.001	Cover Plate Left	1
7	-	AMF REECE Label - small	1
8	08.6100.4.006	M4x6 Screw	2
9	22.0408.0.000	Trimmer Cover Plate	1
10	24.2066.0.000	Knife Support Block	1
11	24.6100.4.000	Bedplate CAED	1
12	08.6000.4.005	M4x5 Screw	2
13	08.6400.5.005	M5x5 Set Screw	2
14	08.6400.5.010	M5x10 Set Screw	2
15	24.0018.0.000	Main Shaft Drive Pulley	1
16	08.6000.3.006	M3x6 Screw	1
17	24.0051.0.066	Hand Wheel	1
18	08.6100.6.035	M6x35 Screw	1
19	07.6045.0.054	5x20 Pin	1
20	22.2631.0.000	Clamp Plate Slidestone	1
21	24.2025.0.000	Slidestone Pivot Screw Bracket	1
22	08.6700.4.000	M4 Nut	1
23	08.6200.5.006	M5x6 Screw	2
24*	24.3318.0.000	Blow-Off Assy.	1
24*	22.3219.0.000	Needle Guard	1
25	08.6850.4.000	M4 Washer	1
26	08.6000.4.005	M4x5 Screw	1
27*	See page 3-52	Air Tubing	-
28	08.6400.4.012	M4x12 Screw	1
29	07.6045.0.042	E-clip	1
30	22.2633.0.000	Slidestone Retainig Screw	1
31	24.2018.0.000	Slidestone Pivot Bracket	1
32	24.2019.0.000	Cylinder Clevis	1
33	24.2020.0.000	Cylinder Clevis Pin	1
34	22.0106.0.000	Hub Shoulder Screw	1
35	See page 3-46	Cylinder	-
36	07.6045.0.047	E-clip	1
37	See page 3-46	Connector	-
38	24.2017.0.000	Air Cylinder Mounting post	1
39	08.6850.5.000	M5 Flat Washer	3
40	08.6700.5.000	M5 Nut	1
41	08.6100.3.008	M3x8 Screw	1
42	See page 3-38	*Sensor EOC	-
43	24.0027.0.000	Sensor Mounting Plate	1
44	08.6400.3.004	M3x4 Set Screw	1
45	24.0020.0.000	End Of Cycle Sensor Bracket	1
46	08.6000.5.016	M5x16 Screw	3
47	24.2400.0.000	Looper Cam	1
48	08.6400.5.305	M5x0.5-5 Set Screw	6
49	12.1045.2.001	Retaining Ring	1
50	01.7805.0.000	Shaft Bearing	2
*	- EXTRA PARTS	(Thread Blow - Off Kit)	

BEDPLATE



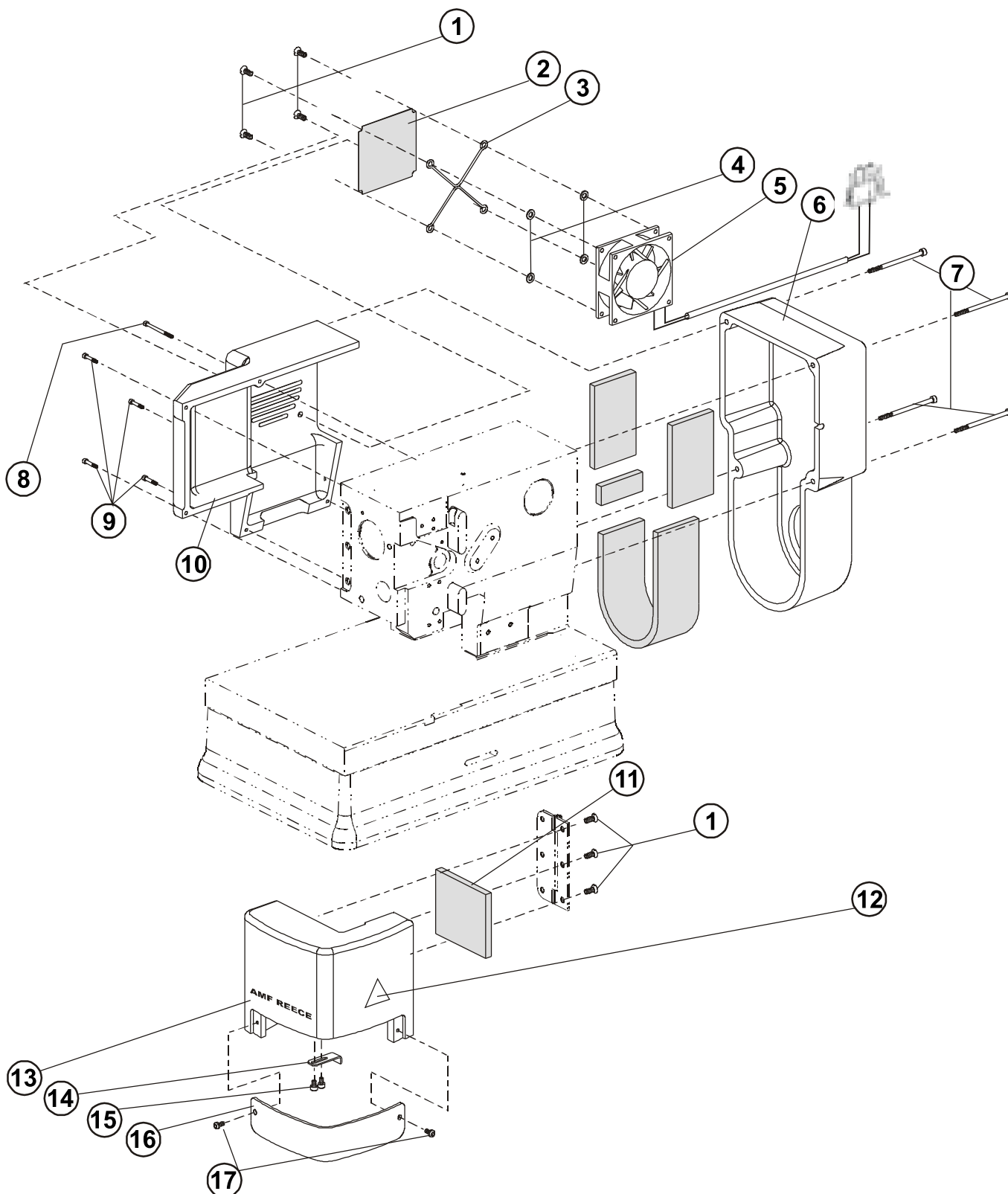
See page 3-52

● - EXTRA PARTS (Thread Blow - Off Kit)

BEDPLATE

DET	PART NUMBER	DESCRIPTION	QTY.
51	22.0153.0.000	Screw	2
52	22.8400.0.000	Shaft Worm Gear	1
53	22.0300.0.000	Feed Cam	1
54	22.0545.0.000	Washer	1
55	24.0006.0.000	Bite Cam	1
56	12.4030.0.002	Key 5x5x30	1
57	24.1000.0.000	Main Shaft	1
58	24.0019.0.000	Bearing Carrier Lower Shaft	1
59	12.2050.0.005	Bearing	1
60	08.6000.6.016	M6x16 Screw	2
61	24.0002.0.000	Clamp Collar	1
62	17.0019.0.228	Washer	1
63	24.2065.0.000	Stop	1
64	22.0143.0.000	Screw	1
*	- EXTRA PARTS	(Thread Blow - Off Kit)	

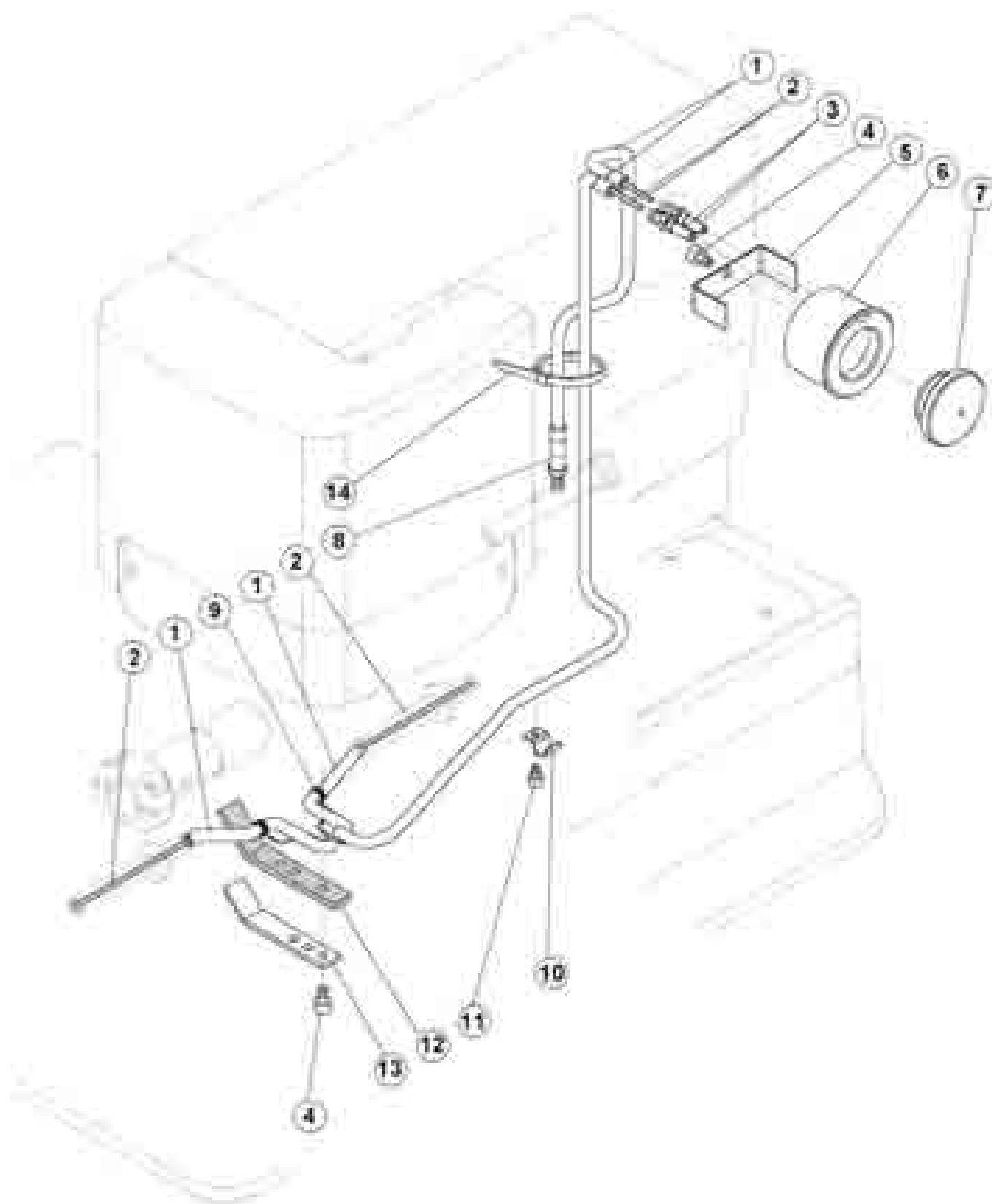
COVERS



COVERS

DET	PART NUMBER	DESCRIPTION	QTY.
01	08.6100.5.016	Screw M5 x 16	7
02	24.0068.0.000	Net ●●●	1
03	24.0067.0.000	Fan Rack	1
04	08.6850.5.000	Washer M5	4
05	See Page 3-38	Fan Assembly ●● ●●●	—
06	24.6004.1.001	Pulley Cover ●	1
07	08.6000.4.070	Screw M4 x 70	4
08	08.6000.3.040	Screw M3 x 40	1
09	08.6000.3.016	Screw M3 x 16	4
10	24.6001.2.000	Head Rear Cover ●	1
11	24.0112.0.000	Cover Sound Deadener ●●●	1
12	—	Label	1
13	24.6003.0.000	Needle Bar Cover ●	1
14	22.0057.0.000	Cover Latch	1
15	08.6000.4.006	Screw M4 x 6	2
16	24.0154.0.000	Eye Shield ●●●	1
17	08.6200.4.008	Screw M4 x 8	2

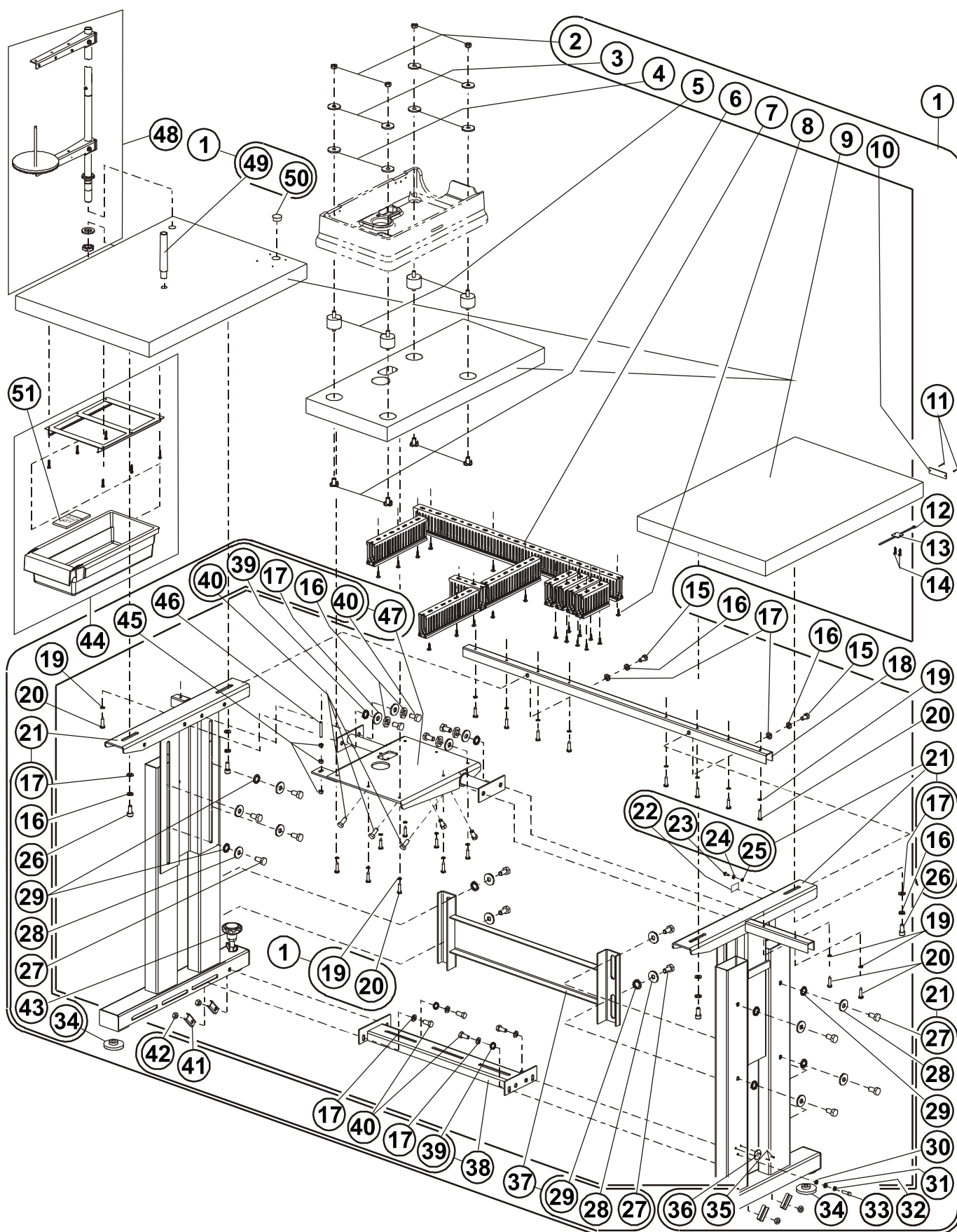
LUBRICATION



LUBRICATION

DET	PART NUMBER	DESCRIPTION	QTY.
01	24.0141.0.000	Tubing ●●●	1
02	24.0139.0.000	Lubricating Wick ●●●	1
03	22.0229.0.000	Straight Fitting	2
04	08.6000.4.006	M4 x 6 Screw	2
05	22.0120.0.000	Holder	1
06	22.0104.0.000	Oil Gauge Reservoir	1
07	17.0095.1.329	Wheel ●●●	1
08	22.0108.0.000	Wick Holder	1
09	17.0027.1.799	Spring	1
10	17.0082.6.000	Clamp	1
11	08.6000.3.006	M3 x 6 Screw	1
12	17.0094.5.310	Felt ●●●	1
13	22.0107.0.000	Worm Gear Felt Retainer	1
14	12.0008.3.023	Ty-wrap ●●●	1

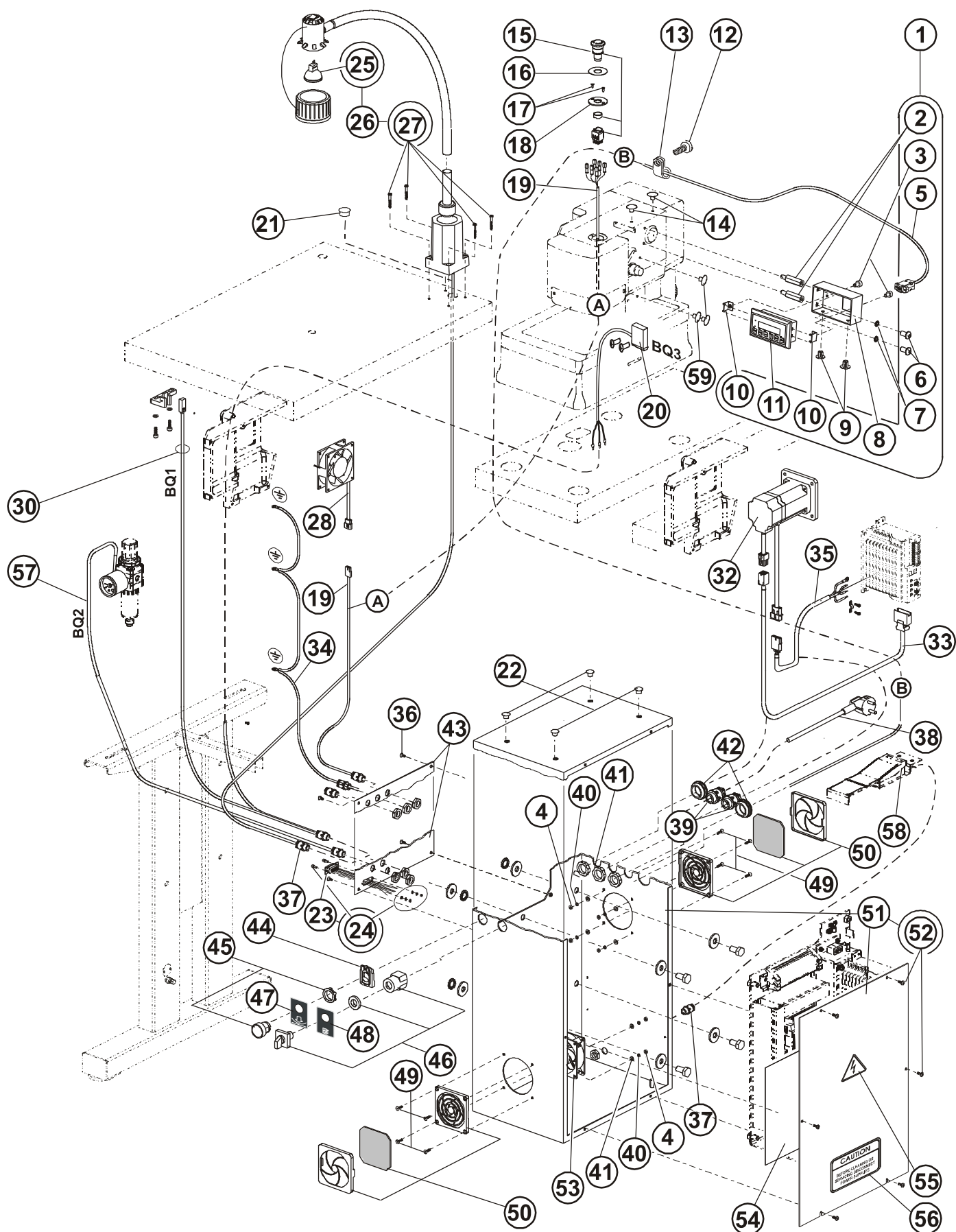
TABLE



TABLE

DET	PART NUMBER	DESCRIPTION	QTY.
01	04.9024.0.002	Frame Assembly	1
02	08.6700.8.000	Nut M8	(8)
03	17.0019.0.441	Washer	(4)
04	17.0095.1.272	Rubber Washer ●●●	(4)
05	12.0008.6.801	Rubber Spring	(4)
06	12.0008.4.777	Plug	(1)
08	08.6676.3.020	Screw 3,5x20	(21)
09	04.9024.0.903	Table ●●●	(1)
10	04.1416.0.003	Label "No.xxxx"	(1)
11	12.1016.1.000	Nail	(2)
12	12.0008.3.023	Ty-wrap ●●●	(1)
13	12.0008.4.058	Clip	(1)
14	08.6652.3.016	Screw 3x16	(2)
15			
16	08.6802.8.000	Spring Washer	(4)+(4)
17	08.6852.8.000	Washer	((4)+(4)+(4))
19	08.6852.5.000	Washer M5	(11)
20	08.6663.5.025	Screw 4,8x25	(11)
21	04.9024.0.002	Frame Assembly	(1)
22	12.0008.4.052	Label	((1))
23	08.6012.4.010	Screw M4x10	((1))
24	08.6852.4.000	Washer 4,3	((1))
25	08.6832.4.000	Lock Washer M4	((1))
26	08.6312.8.025	Screw M8x25	((4))
07	24.0069.9.040	Latch For Kit ●●●	(1)
27	08.6312.0.020	Screw M10x20	((12))
18	04.9024.0.361	Reinforcement Crossbar	(1)
28	08.6882.0.000	Washer M10	((12))
29	08.6832.0.000	Washer 10,5	((8+2+2))
30	08.6832.6.000	Lock Washer M6	((1))
31	08.6852.6.000	Washer 6,4	((1))
32	08.6802.6.000	Spring Washer	((1))
33	08.6312.6.020	Screw M6x20	((1))
34	12.0008.6.813	Rubber Washer ●●●	((3))
35	12.1016.0.000	Drive Screw	((2))
36	17.0081.6.225	Label	((1))
37	04.9000.0.225	Crossbar Rear	(1)
38	04.9000.0.125	Crossbar Down	(1)
39	08.6832.8.000	Lock Washer M8	((2)+(2))
40	08.6312.8.020	Screw	((4)+(4)+(4))
41	12.0008.6.964	Washer - U	((4))
42	08.6702.8.000	Nut M8	(4)
43	12.0008.6.965	Yielding Support	(1)
44	12.0008.6.901	Drawer Kit ●●●	(1)
45	08.6700.6.000	Nut M6	(3)
46	08.6700.6.000	Screw M6x40	(1)
47	04.9000.0.325	Crossbar Up Assembly	((1))
48	22.0219.0.000	Thread Stand	1

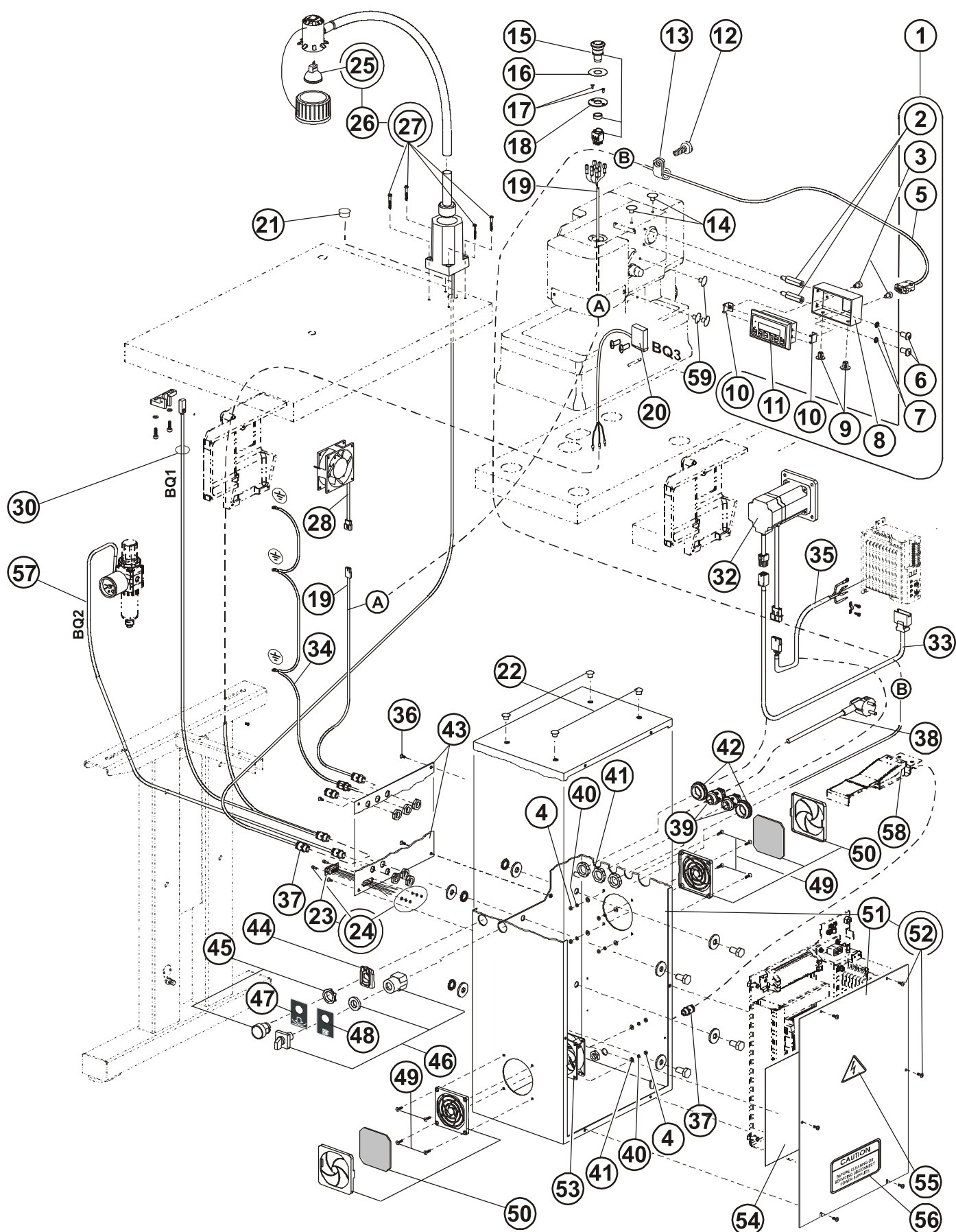
ELECTRICAL - I



ELECTRICAL - I

DET	PART NUMBER	DESCRIPTION	QTY.
01	03.5524.0.024	Panel Kit Omron	1
02	12.0008.4.565	Screw	(2)
03	08.6000.4.006	Screw	(2)
04	08.6700.4.000	Nut M4	8
05	06.2400.0.003	Cable	(1)
06	08.6200.6.012	Screw	(2)
08	24.0146.0.000	Display Box	(1)
09	12.0008.4.571	Plug	(2)
10	24.0147.0.000	Panel Holder	(2)
11	24.8001.1.002	Display Omron	(1)
12	See Page 3-2	Screw M6x16	0
13	12.0010.4.013	Plastic Cable Fitting	1
14	12.0008.4.570	Plug	2
15	12.0008.4.563	Emergency Stop Button	1
16	12.8000.0.047	Label	1
17	08.6102.3.008	Screw	2
19	06.2400.0.012	Emergency Stop Cable	1
20	See Page 3-27	Sensor	1
21	12.0008.4.777	Plug	1
22	12.0008.4.215	Plug	4
23	06.2400.0.702	Cable	1
24	12.0008.4.710	Screw Kit	1
25	12.0008.4.679	Pulb 12V/12W	(1)
26	12.0008.4.403	Halogen Lamp Kit 12V Assembly	1
27		Screw	(4)
28	24.0059.9.069	Fan	1
29			
30	24.0069.9.006	End of Cycle Sensor with Cable	1
31			
32	12.0010.4.177	Servomotor Assembly	1
33	12.0010.4.178	Cable Encoder	1
34		Cable Ground	1
35	12.0010.4.179	Motor Power Cable	1
36	08.6100.4.010	Screw	4
37	12.0008.4.207	Bushing	7
38	12.0008.4.885	Cable	1
18	24.0148.0.000	Emergency Stop Cover	1
39	12.0008.4.231	Bushing	2
40	08.6800.4.000	Washer	4
41	08.6850.4.000	Washer	4
42	12.0008.4.366	Plug PG 29	2
43	24.3325.0.000	Connectors Plate	1
44	12.0008.4.863	Block	1
45	12.0008.4.861	Switch (Black)	1
46	12.0008.4.835	Switch ON - OF	1
47	12.8000.0.041	Label (Clamp Up/Down)	1
48	12.8000.0.040	Label (Main Switch)	1
49	08.6100.4.014	Screw	1

ELECTRICAL - I

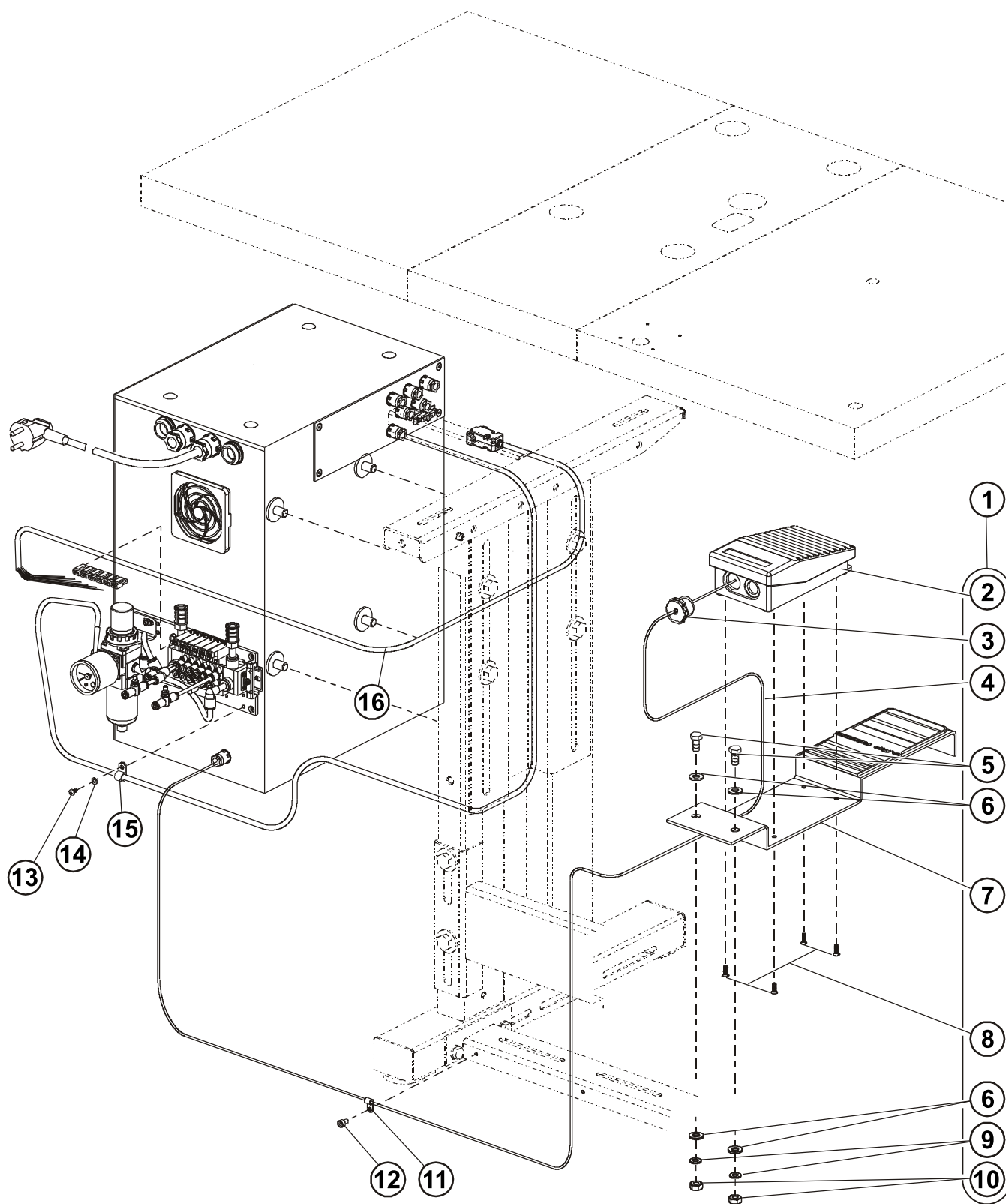


ELECTRICAL - I



DET	PART NUMBER	DESCRIPTION	QTY.
50	12.0008.4.472	Fan Cover With Filter ●●●	2
51	04.9024.0.500	Electrical Box	1
52	08.6032.4.010	Screw M4x10	(6)
53	24.0059.0.017	Fan	1
54	12.8000.0.147	Electrical Diagram Label	1
55	12.0008.4.155	Label	1
56	00.2751.3.602	Pressure Gauge	1
57	See Page 3-46	Cable	
58	See Page 3-46	Cable	
59	12.0010.4.094	Plug	3


ELECTRICAL - II



ELECTRICAL - II

DET	PART NUMBER	DESCRIPTION	QTY.
01	24.0069.9.038	Pedal Assembly	1
02	06.8800.0.001	Pedal ●●●	(1)
03	12.0008.4.296	Bushing ●●●	(1)
04	12.0008.4.306	Cable L=1400	(1)
05	08.6312.8.020	Screw M8x20	(2)
06	08.6852.8.000	Washer M8	(4)
07	24.0097.0.000	Holder Pedal	(1)
08	08.6100.4.012	Screw M4x12	(4)
09	08.6802.8.000	Spring Washer M8	(2)
10	08.6702.8.000	Nut M8	(2)
11	12.0008.4.279	Cord Clamp	1
12	08.6000.5.008	Screw M5x8	1
13	08.6683.4.007	Screw M4x7	1
14	08.6852.4.000	Washer M4	1
15	12.0008.4.280	Cord Clamp	1
16	12.0008.3.854	Cable Valve	1

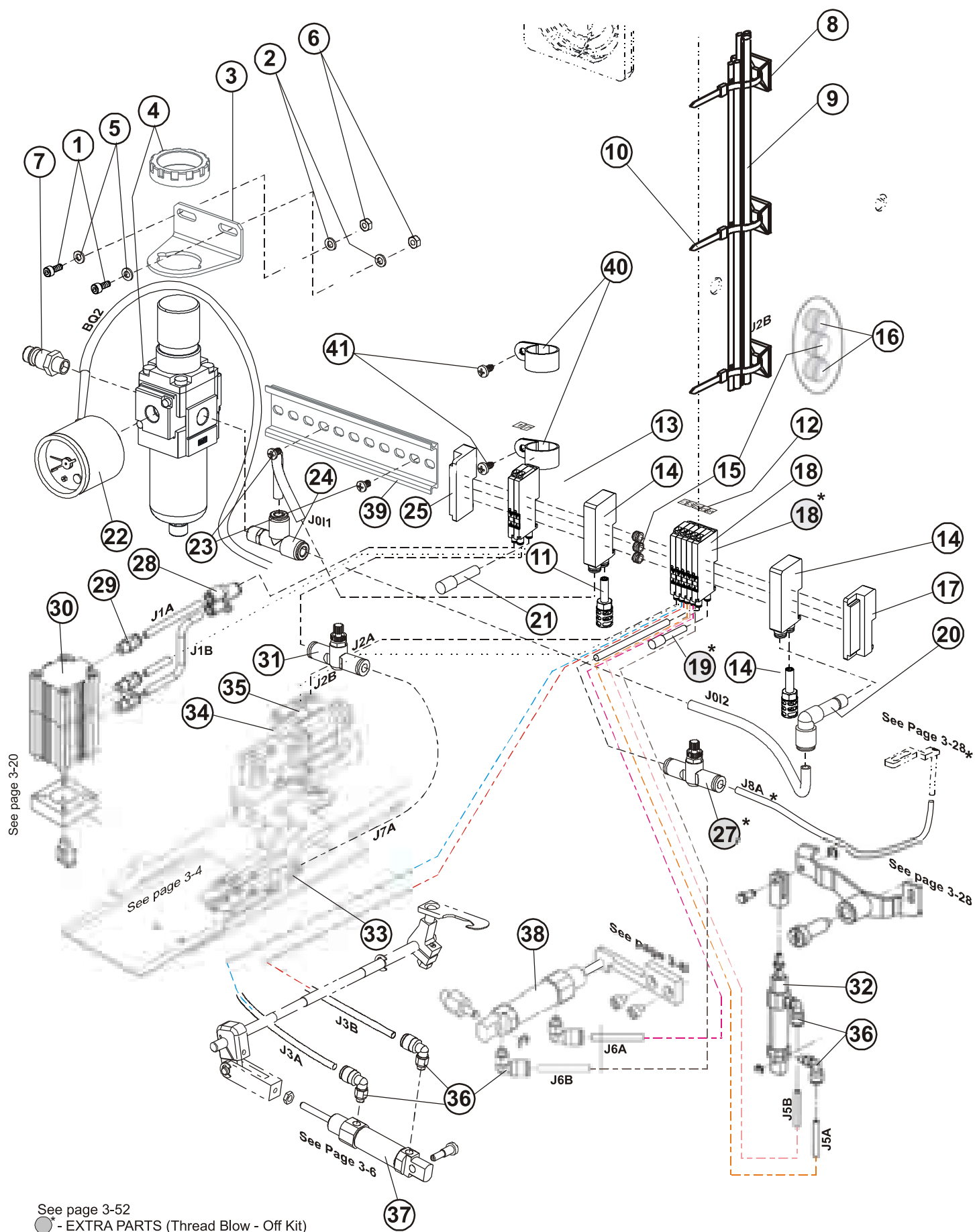
ELECTRICAL - III



ELECTRICAL - III

DET	PART NUMBER	DESCRIPTION	QTY.
1		Terminal X1	1
2		Terminal X0	1
3		Terminal X12	1
4	24.8001.2.005	Servo (U1)	
5	12.0010.4.071	Extension Block (FX0N)	
6	24.8001.2.001	PLC	1
7	12.0010.4.067	Port RS 232	1
8	12.0008.4.050	Bridge GND	1
9	12.0010.4.078	Filter (Z2)	1
10	12.0008.4.665	Fuse T2A	1
11	12.0008.4.664	Fuse T10A	1
12	12.0008.4.833	Contactor (KM1)	1
13	12.0010.4.071	Power (GS1)	1

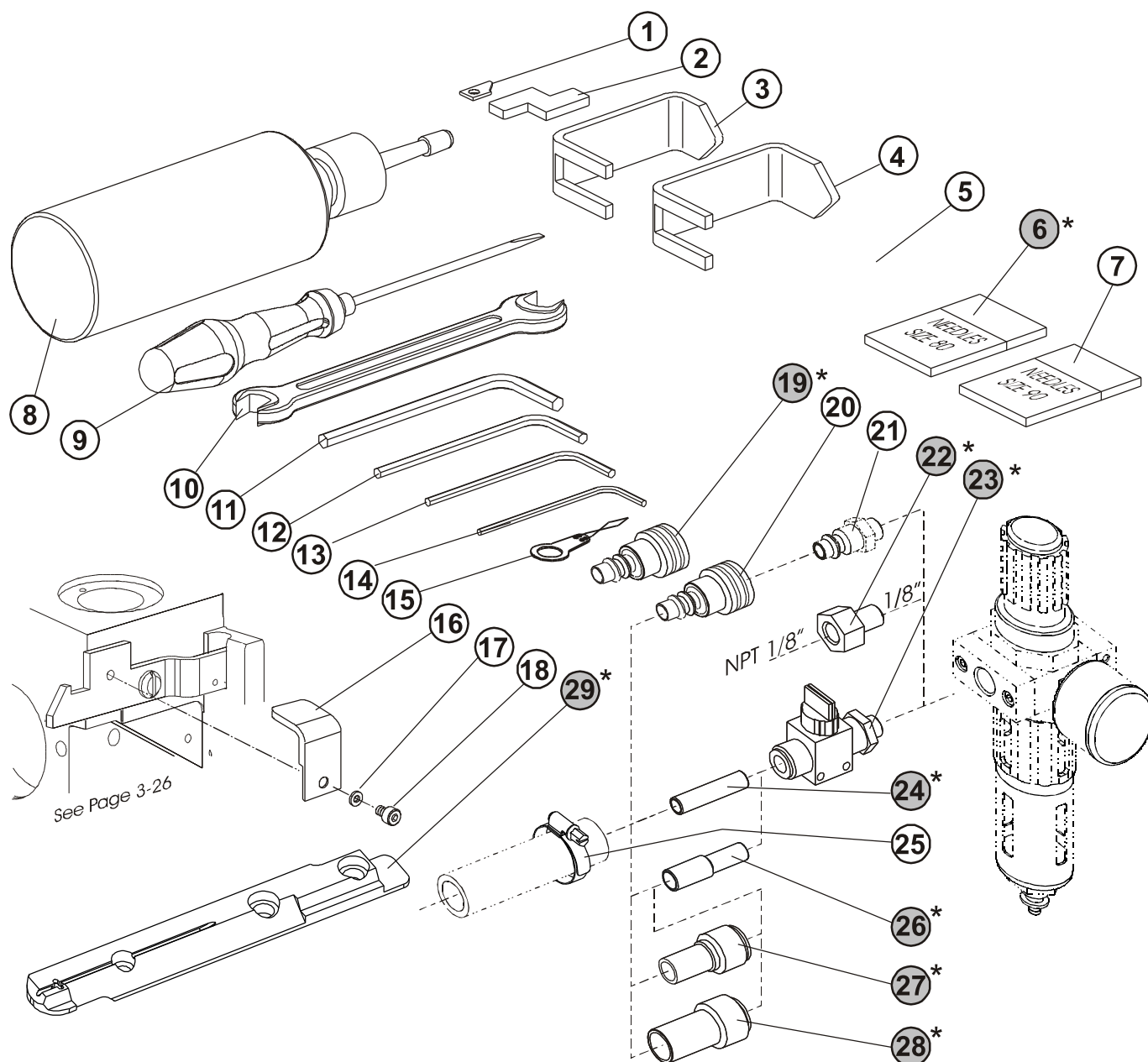
PNEUMATICS



PNEUMATICS

DET	PART NUMBER	DESCRIPTION	QTY.
1	08.6000.5.012	M5x12 Screw	2
2	08.6832.5.000	Washer M5	2
3	12.0008.3.659	Bracket	1
4	12.0008.3.753	Regulator	1
5	08.6850.5.000	Washer M5	2
6	08.6700.5.000	Nut M5	2
7	12.0008.3.420	Connector	1
8	12.0010.4.159	Clip	4
9	24.2061.1.000	Air Tubing - CAED	1
		Air Tubing 6x1 BL JOI1 JOI2 J1A J1B J7A Air Tubing 4x0.75 BL J1A1 = J2A = J3B = J5A = J5B J6A = J6B = J8A	
10	12.0008.3.023	TY-wrap	4
11	12.0008.3.484	Silencer	2
12	12.8000.0.042	Label KIT - CAED	1
13	12.0008.3.852	Valve	2
14	12.0008.3.829	Air Supply Block Assy.	2
15	12.0008.3.839	Blind	2
16	12.0008.3.838	Blind	1
17	12.0008.3.830	Rail Stopper	1
18*	12.0008.3.428	Valve	1
19*	12.0008.3.426	Plug	1
20	12.0008.3.814	Connector	2
21	12.0008.3.437	Plug	1
22	12.0008.3.418	Pressure Gauge	1
23	08.6200.4.006	M4x6 Screw	2
24	12.0008.3.605	Connector	1
25	12.0008.3.831	Rail Stopper	1
26			
27*	12.0008.3.430	Speed Controller	1
28	12.0008.3.449	Connector	1
29	12.0008.3.443	Connector	3
30	12.0008.3.442	Cylinder	1
31	12.0008.3.488	Speed Controller	1
32	12.0008.3.410	Cylinder	1
33	12.0008.3.462	Connector	1
34	12.0008.3.412	Cylinder	1
35	12.0008.3.444	Connector	2
36	12.0008.3.411	Connector	6
37	24.0050.0.000	Cylinder modif.	1
38	24.2072.0.000	Cylinder modif.	1
39	12.0008.3.853	DIN Rail	1
40	12.0008.4.280	Clamp	2
41	08.6683.4.007	Screw	2
*	- EXTRA PARTS	(Thread Blow - Off Kit)	

ACCESSORIES



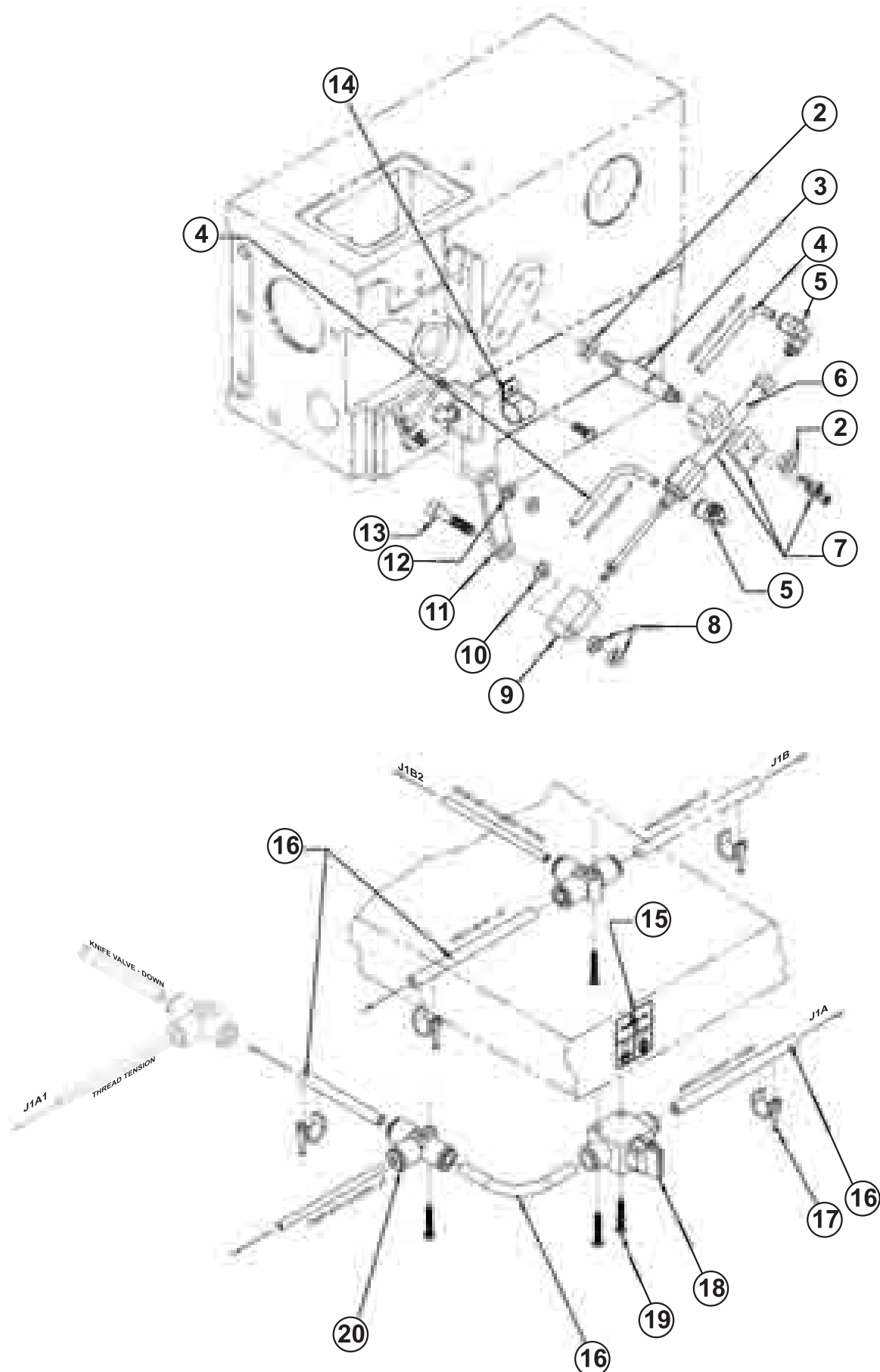
●* — EXTRA PARTS

ACCESSORIES

DET	PART NUMBER	DESCRIPTION	QTY.
01	20.0094.0.000	Trimmer Knife	1
02	22.0209.0.000	Looper Gauge	1
03	24.0030.0.000	Main Shaft Pulley Bracket	1
04	24.0024.0.000	Needle Bar Shaft Pulley Bracket	1
05	02.0750.2.109	Needle, Size 70	10
06*	02.0750.2.100	Needle, Size 80	10
07*	02.0750.2.110	Needles, Size 90	10
08	05.1322.0.000	Oiler ●●●	1
09	12.0008.6.001	Screwdriver	1
10	12.0008.6.109	Wrench	1
11	12.0008.6.102	Allen Key Wrench 4	1
12	12.0008.6.101	Allen Key Wrench 3	1
13	12.0008.6.112	Allen Key Wrench 2-1/2	1
14	12.0008.6.100	Allen Key Wrench 2	1
15	12.0008.6.105	Needle Threader	1
16	22.0213.0.000	Bracket	1
17	08.6850.4.000	M4 Washer	1
18	08.6000.4.005	M4 x 5 Screw	1
19*	12.0008.3.607	Connector Dia 8	1
20	12.0008.3.608	Connector Dia 10	1
21	See page 3-46	Connector	—
22*	12.0008.3.081	Pneumatic Adapter (1/8" / NPT 1/8")	1
23*	12.0008.3.463	Handvalve	1
24*	12.0008.3.464	Connector	1
25	12.0008.3.251	Air Tubing Clamp	1
26*	12.0008.3.466	Connector	1
27*	12.0008.3.467	Connector	1
28*	12.0008.3.465	Connector	1
29*	24.2075.4.000	Throat Plate	1

* - EXTRA PARTS

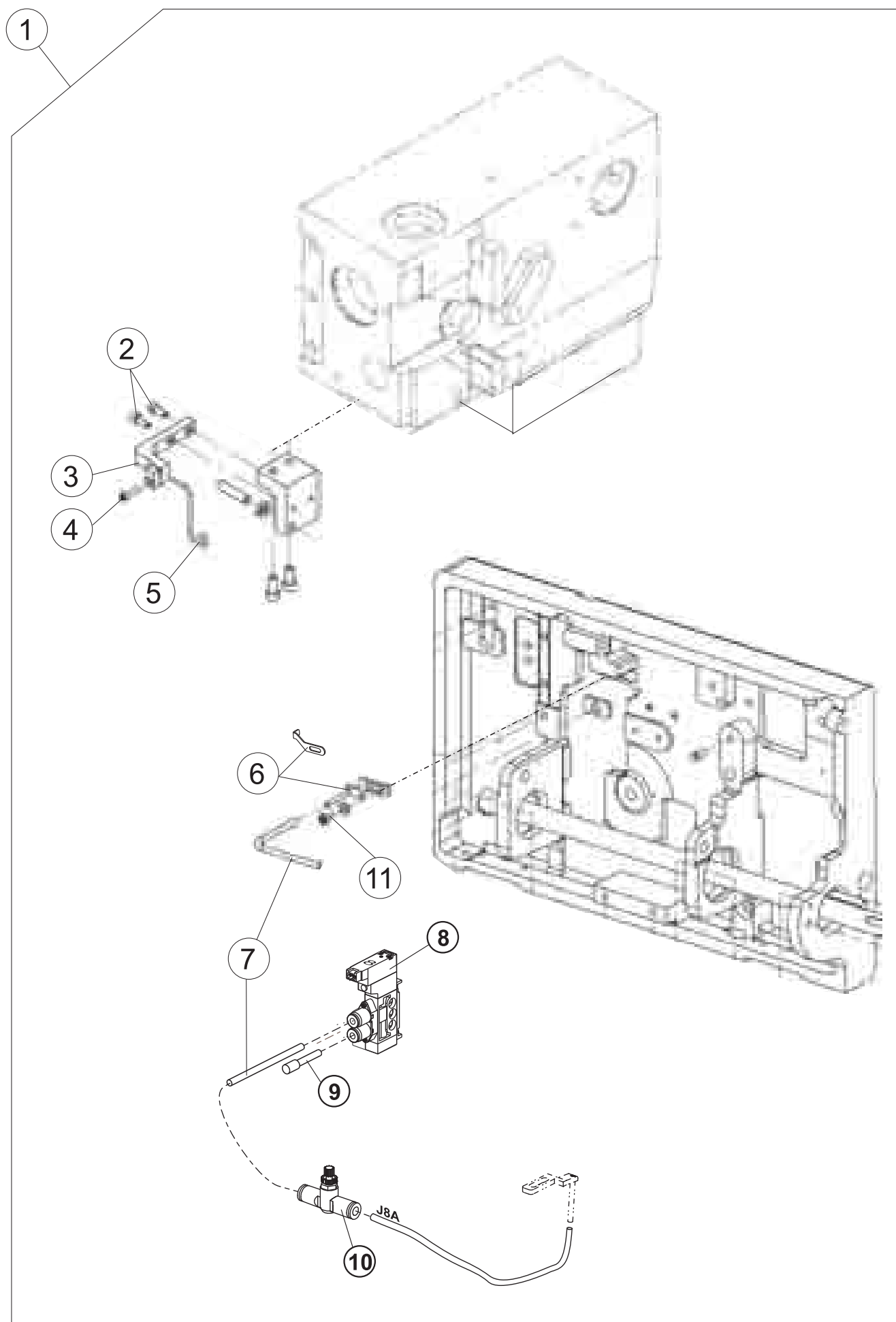
EXTRA PARTS



EXTRA PARTS

DET	PART NUMBER	DESCRIPTION	QTY.
01	03.5524.0.004	CAED Thread-draw Off KIT	1
02	08.6700.6.000	Nut M6	(1)
03	24.4053.0.000	Stud	(1)
04	15.0008.3.416	Air Tubing	-
05	12.0008.3.411	Connector	(2)
06	12.0008.3.727	Cylinder	(1)
07	24.4052.0.000	Cylinder Holder	(1)
08	08.6700.5.000	Nut M5	(2)
09	24.4054.0.000	Knuckle	(1)
10	08.6850.5.000	Washer 5,3	(1)
11	24.4055.0.000	Rod Tension	(1)
12	08.6800.4.000	Washer 4,1	(1)
13	08.6000.5.025	Screw M5-25	(1)
14	12.0008.4.253	Clamp	(1)
15	12.8000.0.029	Label On/Off	(1)
16	12.0008.3.415	Air Tubing	-
17	12.0008.4.227	Cable Clamp	(4)
18	12.0008.3.611	Finger Valve	(1)
19	08.6662.3.025	Screw	(4)
20	12.0008.3.461	Connector	(2)

EXTRA PARTS



EXTRA PARTS

DET	PART NUMBER	DESCRIPTION	QTY.
01	03.5524.0.029	Thread Blow - Off Kit	
02	08.6000.4.010	M4x10 Screw	(2)
03	24.2068.0.000	Bracket	(1)
04	08.6000.3.012	M3x12 Screw	(1)
05	24.2067.0.000	Thread Holder	(1)
06	24.3318.0.000	Blow - Off Assy	(1)
06	22.3219.0.000	Needle Guard	(1)
07	12.0008.3.416	Air Tubing	(2m)
08	12.0008.3.828	Valve	(4)
09	12.0008.3.426	Plug	(1)
10	12.0008.3.431	Speed Controller	(2)
11	08.6000.4.008	M4x8 Screw	(1)

INDEX

PART NUMBER	PAGE	DET	QTY	PART NUMBER	PAGE	DET	QTY	PART NUMBER	PAGE	DET	QTY
00.2751.3.602	3-41	56	1	07.6045.0.046	3-5	21	2	08.6000.5.016	3-21	20	4
				07.6045.0.047	3-9	16	1	08.6000.5.016	3-29	46	3
01.1382.0.000	3-15	06	1	07.6045.0.047	3-29	36	1	08.6000.5.020	3-11	15	2
01.1397.0.000	3-15	11	4	07.6045.0.054	3-29	19	1	08.6000.5.025	3-51	13	(1)
01.2084.0.000	3-5	31	2	07.6321.0.001	3-25	11	1	08.6000.6.010	3-21	23	2
01.2193.0.000	3-3	2	1	07.6321.0.025	3-11	50	2	08.6000.6.016	3-3	22	2
01.2376.0.000	3-5	35	6	07.6321.0.025	3-19	16	2	08.6000.6.016	3-31	60	2
01.2386.0.000	3-7	03	1	07.6321.0.029	3-19	13	(2)	08.6000.6.025	3-19	01	1
01.4980.0.000	3-27	36	1	07.6321.0.030	3-13	61	(1)	08.6000.6.025	3-27	27	2
01.6551.0.000	3-3	7	1	07.6440.0.018	3-11	41	2	08.6000.6.030	3-3	15	(1)
01.6551.0.000	3-21	10	3	07.6440.0.028	3-11	23	2	08.6000.8.025	3-27	06	2
01.7447.1.000	3-3	5	1	07.6440.0.028	3-19	18	2	08.6000.8.040	3-27	11	2
01.7447.1.000	3-21	11	3	07.6440.0.033	3-11	08	2	08.6002.3.012	3-21	48*	1
01.7804.0.000	3-3	18	1	07.6440.0.036	3-15	21	3	08.6002.4.005	3-21	28	1
01.7805.0.000	3-3	23	1	07.6440.0.037	3-25	04	2	08.6002.4.006	3-21	18	1
01.7805.0.000	3-29	50	2	07.6440.0.040	3-9	10	1	08.6002.4.010	3-21	38*	4
01.7806.0.000	3-27	16	2	07.6440.0.041	3-11	11	1	08.6002.5.010	3-5	22	1
01.7809.0.000	3-3	17	1	07.6440.0.045	3-25	27	1	08.6002.5.012	3-21	40	4
				07.6440.0.050	3-11	18	1	08.6002.5.020	3-21	33	2
02.0750.2.100	3-49	06*	10	07.6440.0.051	3-27	09	1	08.6002.5.022	3-5	25	4
02.0750.2.109	3-3	32	1					08.6002.6.012	3-5	01	2
02.0750.2.109	3-49	05	10	08.6000.3.006							
02.0750.2.110	3-49	07*	10	08.6000.3.006	3-29	16	1	08.6012.4.010			
				08.6000.3.006	3-35	11	1	08.6012.4.010	3-17	11	1
03.5524.0.004	3-51	01	1	08.6000.3.010	3-11	38	1	08.6012.4.010	3-37	23	((1))
03.5524.0.024	3-39	01	1	08.6000.3.010	3-15	17	1	08.6032.4.010	3-41	52	(6)
03.5524.0.029	3-53	01	0	08.6000.3.010	3-19	06	1	08.6100.3.008	3-19	05	2
				08.6000.3.012	3-53	04	(1)	08.6100.3.008	3-29	41	1
04.1416.0.003	3-37	10	(1)	08.6000.3.016	3-33	09	4	08.6100.3.030	3-11	01	2
04.9000.0.125	3-37	38	(1)	08.6000.3.040	3-33	08	1	08.6100.4.006	3-9	1	1
04.9000.0.225	3-37	37	(1)	08.6000.4.005	3-9	7	6	08.6100.4.006	3-29	8	2
04.9000.0.325	3-37	47	((1))	08.6000.4.005	3-13	58	2	08.6100.4.010	3-39	36	4
04.9024.0.002	3-37	1	1	08.6000.4.005	3-29	12	2	08.6100.4.012	3-43	08	(4)
04.9024.0.002	3-37	21	(1)	08.6000.4.005	3-29	26	1	08.6100.4.014	3-39	49	1
04.9024.0.361	3-37	18	(1)	08.6000.4.005	3-49	18	1	08.6100.5.010	3-25	09	1
04.9024.0.500	3-41	51	1	08.6000.4.006	3-33	15	2	08.6100.5.012	3-17	02	5
04.9024.0.903	3-37	9	(1)	08.6000.4.006	3-35	04	2	08.6100.5.016	3-33	01	7
				08.6000.4.006	3-39	03	(2)	08.6100.5.020	3-15	04	2
05.1322.0.000	3-49	08	1	08.6000.4.008	3-53	11	(1)	08.6100.5.020	3-17	07	1
				08.6000.4.010	3-9	24	2	08.6100.5.020	3-27	24	3
06.2400.0.003	3-39	05	(1)	08.6000.4.010	3-53	02	(2)	08.6100.5.020	3-27	33	1
06.2400.0.012	3-39	19	1	08.6000.4.012	3-7	07	1	08.6100.6.035	3-29	18	1
06.2400.0.702	3-39	23	1	08.6000.4.014	3-11	45	2	08.6102.3.008	3-39	17	2
06.8800.0.001	3-43	02	(1)	08.6000.4.014	3-15	25	2	08.6102.4.014	3-21	8	2
				08.6000.4.014	3-19	08	2	08.6102.5.012	3-5	38	2
07.6045.0.009	3-11	19	2	08.6000.4.016	3-9	21	4	08.6102.5.016	3-21	21	8
07.6045.0.034	3-11	30	1	08.6000.4.025	3-11	32	2	08.6120.3.008	3-29	4	8
07.6045.0.037	3-11	16	2	08.6000.4.070	3-33	07	4	08.6200.4.006	3-47	23	2
07.6045.0.037	3-27	08	1	08.6000.5.008	3-43	12	1	08.6200.4.008	3-27	17	2
07.6045.0.042	3-7	09	1	08.6000.5.012	3-47	1	2	08.6200.4.008	3-33	17	2
07.6045.0.042	3-29	29	1	08.6000.5.016	3-3	37	1	08.6200.5.006	3-29	23	2

INDEX

PART NUMBER	PAGE	DET	QTY	PART NUMBER	PAGE	DET	QTY	PART NUMBER	PAGE	DET	QTY
08.6200.5.008	3-27	04	1	08.6700.5.000	3-19	24	2	08.6852.5.000	3-21	42	1
08.6200.5.012	3-17	03	6	08.6700.5.000	3-27	31	4	08.6852.5.000	3-37	19	(11)
08.6200.5.020	3-17	16	1	08.6700.5.000	3-29	40	1	08.6852.6.000	3-37	31	((1))
08.6200.6.012	3-39	06	(2)	08.6700.5.000	3-47	6	2	08.6852.8.000	3-37	17	(4)+(4)+((4))
08.6200.6.025	3-3	31	1	08.6700.5.000	3-51	8	(2)	08.6852.8.000	3-43	06	(4)
08.6202.3.008	3-5	03	2	08.6700.6.000	3-37	45	(3)	08.6882.0.000	3-37	28	((12))
08.6202.4.008	3-23	54	1	08.6700.6.000	3-37	46	(1)	08.6887.5.000	3-9	9	1
08.6202.5.006	3-21	43	1	08.6700.6.000	3-51	2	(1)				
08.6312.0.020	3-37	27	((12))	08.6700.8.000	3-13	57	1	12.0008.3.023			
08.6312.4.014	3-21	46	1	08.6700.8.000	3-15	33	1	12.0008.3.023	3-17	18	2
08.6312.6.020	3-37	33	((1))	08.6700.8.000	3-37	2	(8)	12.0008.3.023	3-27	12	1
08.6312.8.020	3-37	40	((4)+(4)+4)	08.6702.4.000	3-5	20	1	12.0008.3.023	3-35	14	1
08.6312.8.020	3-43	05	(2)	08.6702.4.000	3-21	19	1	12.0008.3.023	3-37	12	(1)
08.6312.8.025	3-37	26	((4))	08.6702.8.000	3-37	42	(4)	12.0008.3.023	3-47	10	4
08.6400.3.004	3-29	44	1	08.6702.8.000	3-43	10	(2)	12.0008.3.081	3-49	22*	1
08.6400.3.005	3-3	12	4	08.6710.4.000	3-9	12	1	12.0008.3.251	3-49	25	1
08.6400.4.004	3-3	21	2 (2)	08.6710.5.000	3-13	52	2	12.0008.3.410	3-47	32	1
08.6400.4.004	3-15	01	2	08.6710.5.000	3-15	23	2	12.0008.3.411	3-47	36	6
08.6400.4.004	3-19	27	1	08.6712.3.000	3-5	05	2	12.0008.3.411	3-51	5	(2)
08.6400.4.004	3-21	26	2	08.6712.6.000	3-23	52	1	12.0008.3.412	3-47	34	1
08.6400.4.005	3-9	4	1	08.6733.3.000	3-11	24	2	12.0008.3.415	3-51	16	-
08.6400.4.005	3-11	28	6					12.0008.3.416	3-53	07	(2m)
08.6400.4.005	3-19	20	1	08.6800.4.000				12.0008.3.418	3-47	22	1
08.6400.4.012	3-29	28	1	08.6800.4.000	3-11	43	2	12.0008.3.420	3-47	7	1
				08.6800.4.000	3-15	26	2	12.0008.3.426	3-47	19*	1
08.6400.5.005				08.6800.4.000	3-39	40	4	12.0008.3.426	3-53	09	(1)
08.6400.5.005	3-3	4	1	08.6800.4.000	3-51	12	(1)	12.0008.3.428	3-47	18*	1
08.6400.5.005	3-11	33	1	08.6802.6.000	3-37	32	((1))	12.0008.3.430	3-47	27*	1
08.6400.5.005	3-27	25	2	08.6802.8.000	3-37	16	(4)+(4)	12.0008.3.431	3-53	10	(2)
08.6400.5.005	3-29	13	2	08.6802.8.000	3-43	09	(2)	12.0008.3.437	3-47	21	1
08.6400.5.008	3-27	26	2	08.6832.0.000	3-37	29	((8+2+2))	12.0008.3.442	3-47	30	1
08.6400.5.010	3-29	14	2	08.6832.4.000	3-17	12	1	12.0008.3.443	3-47	29	3
08.6400.5.305	3-11	13	4	08.6832.4.000	3-37	25	((1))	12.0008.3.444	3-47	35	2
08.6400.5.305	3-29	48	6	08.6832.5.000	3-47	2	2	12.0008.3.449	3-47	28	1
08.6402.3.004	3-5	10	1	08.6832.6.000	3-37	30	((1))	12.0008.3.461	3-51	20	(2)
08.6402.3.006	3-5	06	1	08.6832.8.000	3-37	39	((2)+(2))	12.0008.3.462	3-47	33	1
08.6402.3.010	3-5	11	1	08.6850.4.000	3-7	13	1	12.0008.3.463	3-49	23*	1
08.6402.4.004	3-5	18	2	08.6850.4.000	3-29	25	1	12.0008.3.464	3-49	24*	1
08.6402.4.012	3-5	19	1	08.6850.4.000	3-39	41	4	12.0008.3.465	3-49	28*	1
08.6402.5.008	3-5	33	1	08.6850.4.000	3-49	17	1	12.0008.3.466	3-49	26*	1
08.6490.6.025	3-23	51	1	08.6850.5.000	3-27	02	7	12.0008.3.467	3-49	27*	1
08.6652.3.016	3-37	14	(2)	08.6850.5.000	3-29	39	3	12.0008.3.484	3-47	11	2
08.6662.3.025	3-51	19	(4)	08.6850.5.000	3-33	04	4	12.0008.3.488	3-47	31	1
08.6663.5.025	3-37	20	(11)	08.6850.5.000	3-47	5	2	12.0008.3.605	3-47	24	1
08.6676.3.020	3-37	8	(21)	08.6850.5.000	3-51	10	(1)	12.0008.3.607	3-49	19*	1
08.6683.4.007	3-43	13	1	08.6850.6.000	3-27	28	2	12.0008.3.608	3-49	20	1
08.6683.4.007	3-47	41	2	08.6850.8.000	3-13	56	1	12.0008.3.611	3-51	18	(1)
08.6700.4.000	3-7	11	1	08.6850.8.000	3-15	32	1	12.0008.3.659	3-47	3	1
08.6700.4.000	3-29	22	1	08.6852.4.000	3-21	17	4	12.0008.3.727	3-51	6	(1)
08.6700.4.000	3-39	04	8	08.6852.4.000	3-37	24	((1))	12.0008.3.753	3-47	4	1
08.6700.5.000	3-17	09	2	08.6852.4.000	3-43	14	1	12.0008.3.814	3-47	20	2

INDEX

PART NUMBER	PAGE	DET	QTY	PART NUMBER	PAGE	DET	QTY	PART NUMBER	PAGE	DET	QTY
12.0008.3.828	3-53	08	(4)	12.0008.6.101	3-49	12	1	17.0081.6.225	3-37	36	((1))
12.0008.3.829	3-47	14	2	12.0008.6.102	3-49	11	1	17.0082.6.000	3-35	10	1
12.0008.3.830	3-47	17	1	12.0008.6.105	3-49	15	1	17.0082.8.017	3-3	35	2
12.0008.3.831	3-47	25	1	12.0008.6.109	3-49	10	1	17.0082.8.082	3-27	21	1
12.0008.3.838	3-47	16	1	12.0008.6.112	3-49	13	1	17.0094.5.310	3-35	12	1
12.0008.3.839	3-47	15	2	12.0008.6.800	3-19	23	1	17.0095.1.272	3-37	4	(4)
12.0008.3.852	3-47	13	2	12.0008.6.801	3-37	5	(4)	17.0095.1.329	3-35	07	1
12.0008.3.853	3-47	39	1	12.0008.6.813	3-37	34	((3))				
12.0008.3.854	3-43	16	1	12.0008.6.901	3-37	44	(1)	20.0092.0.004	3-7	02	1
				12.0008.6.964	3-37	41	((4))	20.0093.2.004	3-7	01	1
				12.0008.6.965	3-37	43	(1)	20.0094.0.000	3-15	07	1
12.0008.4.050								20.0094.0.000	3-49	01	1
12.0008.4.050	3-45	8	1					20.0111.0.000	3-15	08	1
12.0008.4.052	3-17	10	1	12.0010.4.013				20.0112.0.000	3-15	10	1
12.0008.4.052	3-37	22	((1))	12.0010.4.013	3-17	17	1				
12.0008.4.058	3-17	19	1	12.0010.4.013	3-39	13	1				
12.0008.4.058	3-37	13	(1)	12.0010.4.067	3-45	7	1	22.0005.0.000			
12.0008.4.155	3-41	55	1	12.0010.4.071	3-45	5	0	22.0005.0.000	3-19	03	1
12.0008.4.197	3-17	08	1	12.0010.4.071	3-45	13	1	22.0008.0.000	3-19	02	1
12.0008.4.197	3-27	35	1	12.0010.4.078	3-45	9	1	22.0009.0.000	3-19	12	(1)
12.0008.4.207	3-39	37	7	12.0010.4.094	3-41	59	3	22.0009.0.050	3-19	28	1
12.0008.4.215	3-39	22	4	12.0010.4.159	3-47	8	4	22.0020.0.000	3-19	22	1
12.0008.4.227	3-51	17	(4)	12.0010.4.177	3-39	32	1	22.0021.0.000	3-11	47	1
12.0008.4.231	3-39	39	2	12.0010.4.178	3-39	33	1	22.0021.0.000	3-15	27	1
12.0008.4.253	3-51	14	(1)	12.0010.4.179	3-39	35	1	22.0022.0.000	3-13	55	1
12.0008.4.279	3-43	11	1	12.1011.0.001	3-27	32	1	22.0022.0.000	3-15	31	1
12.0008.4.280	3-23	53	1	12.1016.0.000	3-37	35	((2))	22.0023.0.000	3-15	28	1
12.0008.4.280	3-43	15	1	12.1016.1.000	3-37	11	(2)	22.0024.0.000	3-15	22	1
12.0008.4.280	3-47	40	2	12.1045.2.001	3-3	29	1	22.0026.0.000	3-11	40	1
12.0008.4.296	3-43	03	(1)	12.1045.2.001	3-29	49	1	22.0027.0.000	3-19	19	1
12.0008.4.306	3-43	04	(1)	12.1045.3.001	3-7	04	1	22.0028.0.000	3-19	17	2
12.0008.4.366	3-39	42	2	12.2010.1.002	3-15	14	2	22.0029.0.000	3-19	15	2
12.0008.4.403	3-39	26	1	12.2050.0.003	3-3	20	1	22.0030.0.000	3-19	26	1
12.0008.4.472	3-41	50	2	12.2050.0.005	3-31	59	1	22.0031.0.000	3-13	51	2
12.0008.4.477	3-5	30	(1)	12.4030.0.002	3-31	56	1	22.0031.0.000	3-15	15	2
12.0008.4.563	3-39	15	1	12.5050.2.009	3-27	14	1	22.0032.0.000	3-11	49	2
12.0008.4.565	3-39	02	(2)	12.8000.0.029	3-51	15	(1)	22.0049.0.000	3-11	31	1
12.0008.4.570	3-39	14	2	12.8000.0.040	3-39	48	1	22.0054.0.000	3-27	05	1
12.0008.4.571	3-39	09	(2)	12.8000.0.041	3-39	47	1	22.0057.0.000	3-33	14	1
12.0008.4.664	3-45	11	1	12.8000.0.042	3-47	12	1	22.0058.0.000	3-27	07	1
12.0008.4.665	3-45	10	1	12.8000.0.047	3-39	16	1	22.0061.0.000	3-11	07	1
12.0008.4.679	3-39	25	(1)	12.8000.0.103	3-29	3	1	22.0062.0.000	3-27	10	1
12.0008.4.710	3-39	24	1	12.8000.0.147	3-41	54	1	22.0063.0.000	3-19	04	1
12.0008.4.777	3-37	6	(1)	12.8000.1.028	3-17	06	1	22.0064.0.000	3-15	16	1
12.0008.4.777	3-39	21	1	15.0008.3.416	3-51	4	-	22.0064.0.000	3-19	14	2
12.0008.4.833	3-45	12	1					22.0069.0.000	3-19	21	1
12.0008.4.835	3-39	46	1	17.0019.0.228	3-31	62	1	22.0097.0.000	3-25	13	1
12.0008.4.861	3-39	45	1	17.0019.0.441	3-37	3	(4)	22.0100.0.000	3-11	34	4
12.0008.4.863	3-39	44	1	17.0019.0.517	3-11	37	1	22.0100.0.000	3-15	20	3
12.0008.4.885	3-39	38	1	17.0019.2.057	3-11	25	1	22.0100.0.000	3-19	11	4
12.0008.6.001	3-49	09	1	17.0026.2.077	3-3	34	1	22.0104.0.000	3-35	06	1
12.0008.6.100	3-49	14	1	17.0027.1.799	3-35	09	1	22.0105.0.000	3-15	29	1

INDEX

PART NUMBER	PAGE	DET	QTY	PART NUMBER	PAGE	DET	QTY	PART NUMBER	PAGE	DET	QTY
22.0106.0.000	3-25	25	2	22.0510.0.000	3-3	3	1	24.0020.0.000	3-29	45	1
22.0106.0.000	3-29	34	1	22.0520.0.000	3-3	6	1	24.0024.0.000	3-49	04	1
22.0107.0.000	3-35	13	1	22.0525.0.000	3-3	16	(1)	24.0027.0.000	3-29	43	1
22.0108.0.000	3-35	08	1	22.0525.0.050	3-3	24	1	24.0030.0.000	3-49	03	1
22.0110.0.000	3-13	54	1	22.0530.0.000	3-3	10	1	24.0033.0.000	3-19	25	1
22.0110.0.000	3-19	09	1	22.0535.0.100	3-3	30	1	24.0036.0.000	3-5	29	1
22.0114.0.000	3-11	02	1	22.0540.0.000	3-3	14	1	24.0038.0.000	3-17	05	1
22.0120.0.000	3-35	05	1	22.0541.0.000	3-3	13	1	24.0048.0.000	3-3	26	1
22.0121.0.000	3-11	03	1	22.0542.0.000	3-3	11	1	24.0049.0.000	3-11	14	2
22.0137.0.000	3-25	10	2	22.0545.0.000	3-3	25	1	24.0050.0.000	3-47	37	1
22.0143.0.000	3-31	64	1	22.0545.0.000	3-31	54	1	24.0051.0.066	3-29	17	1
22.0153.0.000	3-31	51	2	22.1010.0.000	3-17	04	2	24.0059.0.017	3-41	53	1
22.0159.0.000	3-5	16	1	22.1422.0.000	3-27	20	1	24.0059.9.069	3-39	28	1
22.0173.0.000	3-5	23	2	22.2410.0.000	3-15	03	1	24.0066.0.000	3-15	13	2
22.0175.0.000	3-3	27	1	22.2425.0.050	3-15	19	1	24.0067.0.000	3-33	03	1
22.0182.0.000	3-25	12	2	22.2440.0.000	3-15	05	2	24.0068.0.000	3-33	02	1
22.0183.0.000	3-11	39	1	22.2442.0.000	3-15	02	2	24.0069.9.006	3-39	30	1
22.0183.0.000	3-15	18	1					24.0069.9.020	3-27	19	1
22.0183.0.000	3-19	07	1	22.2607.0.000				24.0069.9.038	3-43	01	1
22.0184.0.000	3-11	21	3	22.2607.0.000	3-25	01	1	24.0069.9.040	3-37	7	(1)
22.0186.0.000	3-11	27	1	22.2626.0.000	3-25	03	1	24.0080.0.000	3-7	05	1
				22.2627.0.000	3-25	02	2	24.0097.0.000	3-43	07	(1)
22.0208.0.000				22.2631.0.000	3-29	20	1	24.0100.0.000	3-3	36	1
22.0208.0.000	3-11	26	1	22.2633.0.000	3-29	30	1	24.0106.0.000	3-27	29	1
22.0209.0.000	3-49	02	1	22.2652.0.000	3-9	19	1	24.0108.0.000	3-27	15	1
22.0213.0.000	3-49	16	1	22.2653.0.000	3-9	22	1	24.0111.0.000	3-17	01	1
22.0214.0.000	3-19	10	1	22.2655.0.000	3-9	6	1	24.0112.0.000	3-33	11	1
22.0219.0.000	3-37	48	1	22.2656.0.000	3-9	20	1	24.0119.0.050	3-27	22	1
22.0228.0.000	3-11	12	1	22.2657.0.000	3-9	23	1	24.0125.6.000	3-5	37	1
22.0229.0.000	3-35	03	2	22.2665.0.000	3-9	5	1	24.0126.0.000	3-11	05	1
22.0230.0.000	3-3	8	2	22.3003.0.000	3-25	28	1	24.0127.0.000	3-11	42	1
22.0232.0.000	3-13	53	1	22.3068.0.000	3-29	1	2	24.0139.0.000	3-35	02	1
22.0232.0.000	3-15	24	1	22.3219.0.000	3-29	24*	1	24.0140.0.000	3-13	60	1
22.0233.0.000	3-15	30	1	22.3219.0.000	3-53	06	(1)	24.0141.0.000	3-35	01	1
22.0239.0.000	3-3	9	2	22.6002.0.000	3-27	23	1	24.0146.0.000	3-39	08	(1)
22.0300.0.000	3-31	53	1	22.8400.0.000	3-31	52	1	24.0147.0.000	3-39	10	(2)
22.0305.0.000	3-11	35	1					24.0148.0.000	3-39	18	1
22.0309.0.000	3-11	20	(1)	23.2106.0.000	3-15	09	1	24.0154.0.000	3-33	16	1
22.0309.0.050	3-13	59	1	23.2107.0.000	3-15	12	1	24.0157.0.000	3-5	17	1
22.0312.0.000	3-11	06	1					24.0158.0.000	3-5	34	1
22.0313.0.000	3-11	17	(1)	24.0001.0.000				24.0195.4.000	3-3	1	1
22.0315.0.000	3-11	22	1	24.0001.0.000	3-3	33	1	24.0226.4.000	3-5	04	1
22.0320.0.000	3-11	36	1	24.0002.0.000	3-3	28	1	24.0227.4.000	3-5	02	1
22.0325.0.000	3-11	10	1	24.0002.0.000	3-31	61	1	24.0351.0.000	3-11	09	1
22.0336.0.000	3-11	44	1	24.0003.0.000	3-7	06	1	24.0500.0.000	3-3	19	1
22.0353.0.000	3-11	48	3	24.0004.0.000	3-7	08	1				
22.0354.0.000	3-11	04	1	24.0005.0.000	3-7	10	1	24.1000.0.000			
22.0370.0.000	3-11	46	1	24.0006.0.000	3-7	14	1	24.1000.0.000	3-31	57	1
22.0400.0.000	3-9	3	1	24.0006.0.000	3-31	55	1	24.2001.0.000	3-21	22	1
22.0405.2.000	3-9	8	1	24.0018.0.000	3-29	15	1	24.2002.0.000	3-21	30	1
22.0408.0.000	3-29	9	1	24.0019.0.000	3-31	58	1	24.2004.0.000	3-21	29	2

INDEX

PART NUMBER	PAGE	DET	QTY	PART NUMBER	PAGE	DET	QTY	PART NUMBER	PAGE	DET	QTY
24.2005.0.000	3-21	31	1	24.2076.0.000	3-5	09	2				
24.2006.0.000	3-21	36	1	24.2400.0.000	3-29	47	1				
24.2007.0.000	3-21	32	1	24.2640.2.000	3-25	26	1				
24.2008.0.000	3-21	37	1	24.2651.4.001	3-9	11	1				
24.2009.0.000	3-21	35	1	24.2664.4.000	3-9	2	1				
24.2010.0.000	3-21	39	1	24.3201.0.000	3-25	06	1				
24.2012.0.000	3-21	45	1	24.3203.0.000	3-25	08	1				
24.2013.0.000	3-21	25	1	24.3318.0.000	3-29	24*	1				
24.2014.0.000	3-21	6	1	24.3318.0.000	3-53	06	(1)				
24.2015.0.000	3-21	24	1	24.3325.0.000	3-39	43	1				
24.2016.0.000	3-9	13	1	24.4052.0.000	3-51	7	(1)				
24.2017.0.000	3-9	15	1	24.4053.0.000	3-51	3	(1)				
24.2017.0.000	3-29	38	1	24.4054.0.000	3-51	9	(1)				
24.2018.0.000	3-29	31	1	24.4055.0.000	3-51	11	(1)				
24.2019.0.000	3-29	32	1	24.6000.6.000	3-27	03	1				
24.2020.0.000	3-29	33	1	24.6001.2.000	3-33	10	1				
24.2025.0.000	3-29	21	1	24.6003.0.000	3-33	13	1				
24.2028.0.000	3-21	34	1	24.6004.1.001	3-33	06	1				
24.2032.0.000	3-29	2	1	24.6005.1.002	3-17	13	1				
24.2035.0.000	3-11	29	1	24.6100.4.000	3-29	11	1				
24.2038.0.000	3-5	24	1	24.6102.4.001	3-29	6	1				
24.2040.0.000	3-25	05	1	24.6102.4.002	3-29	5	1				
24.2042.0.000	3-21	9	1	24.6102.4.004	3-5	36	1				
24.2043.0.000	3-21	13	1	24.8001.1.002	3-39	11	(1)				
24.2044.0.000	3-21	12	1	24.8001.2.001	3-45	6	1				
24.2045.0.000	3-21	15	1	24.8001.2.005	3-45	4	0				
24.2046.0.000	3-21	16	1								
24.2047.0.000	3-21	14	1								
24.2048.0.000	3-21	27	1								
24.2049.0.000	3-21	44	1								
24.2050.0.000	3-21	50	1								
24.2053.0.000	3-21	7	1								
24.2058.0.000	3-5	39	1								
24.2061.1.000	3-47	9	1								
24.2064.0.000	3-5	14	1								
24.2065.0.000	3-31	63	1								
24.2066.0.000	3-29	10	1								
24.2067.0.000	3-21	49*	1								
24.2067.0.000	3-53	05	(1)								
24.2068.0.000	3-21	47*	1								
24.2068.0.000	3-53	03	(1)								
24.2069.0.000	3-21	5	1								
24.2070.0.000											
24.2070.0.000	3-27	18	1								
24.2071.2.000	3-21	41	1								
24.2072.0.000	3-47	38	1								
24.2073.2.000	3-5	08	1								
24.2074.0.000	3-5	15	1								
24.2075.3.000	3-5	32	1								
24.2075.4.000	3-49	29*	1								

