

PL/PT ADLER : 767-FA-373-RAP HP

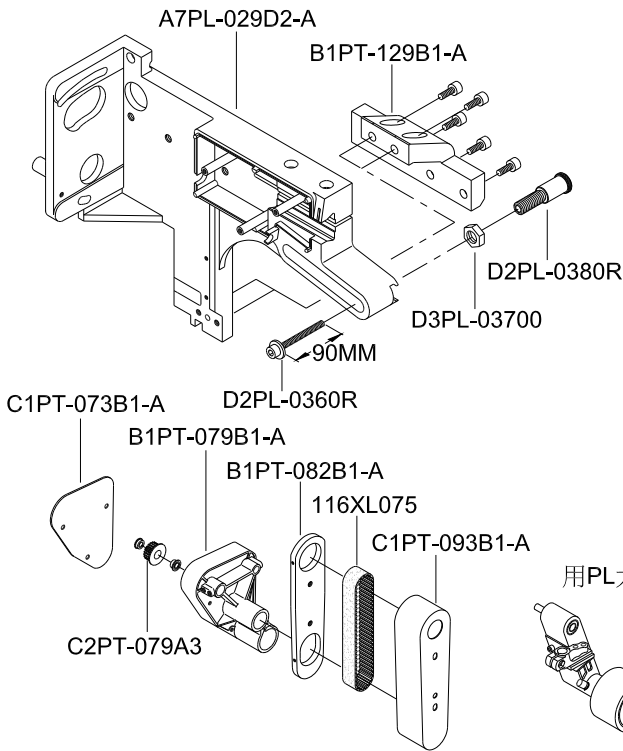
NO. P158AD767

PT大本體配件
ACCESSORY OF MAIN BRACKET FOR PT

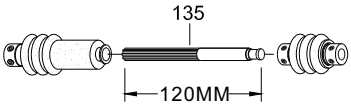
配件
ACCESSORY

PT大本體拉出52MM

NO.701 701-09100



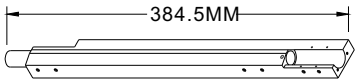
NO.135
B2PT-13500



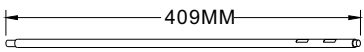
F1-701-A09 F1-701-B01



NO.161
B1PT-16100-A



NO.167
C3PT-16700

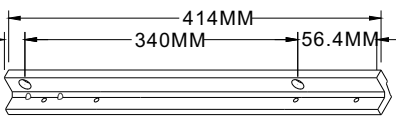


NO.5
301-3

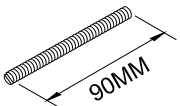
NO.6
XL210 2:1



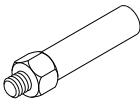
NO.180A01
B1PT180A01



NO.26
D2PL-026-5



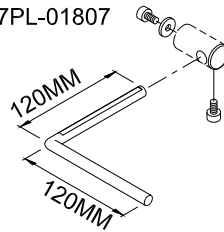
NO.703
A6-703-008



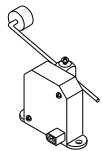
附鑽頭,牙攻

PL大本體配件 ACCESSORY OF MAIN BRACKET FOR PL
PL大本體拉出55MM-新型
不附E3倒針開關/不附倒針桿,不附加高大輪組

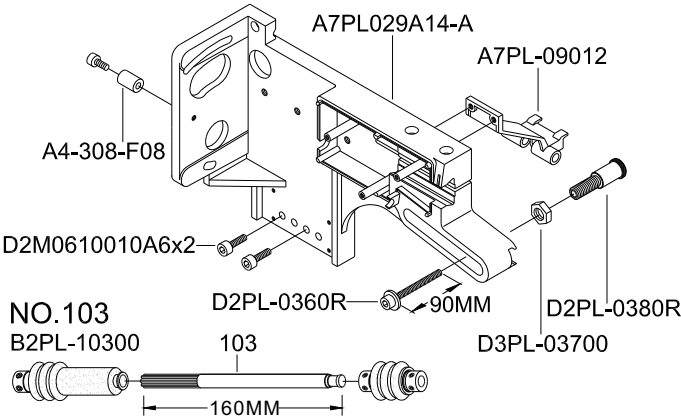
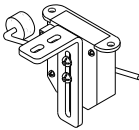
NO.18
A7PL-01807



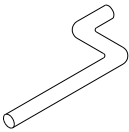
NO.E4
倒針開關
FOR REVERSE LEVER



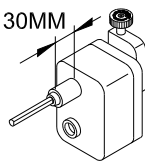
NO.E5
膝動開關
FOR KNEE LEVER



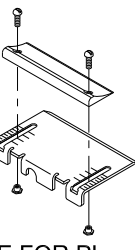
NO.50
A7PF-05300



變速機軸套長
LENGTH OF BUSHING
2:1針距加大

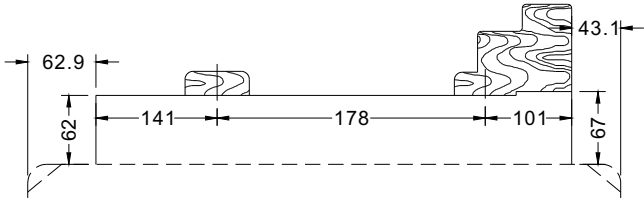


NO.139
NO.140
NO.141
NO.142

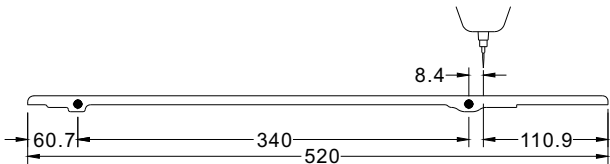


PL專用
EXCLUSIVE FOR PL


PT用板圖 TABLE CUT-OUT FOR PT PULLERS



車床尺寸圖 SIZES OF SEWING MACHINE BED


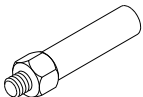
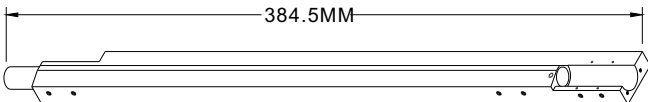
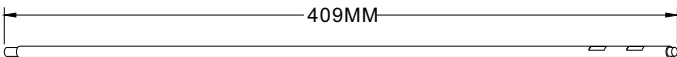

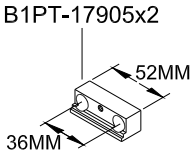
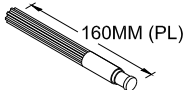
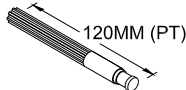
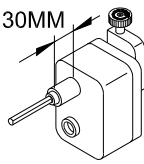
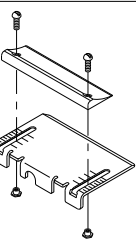


其他用 PL/PT 標準品
WITH THE ABOVE EXCEPTIONS ALL PARTS ARE
THE SAME AS FOR THE PL/PT PULLERS.

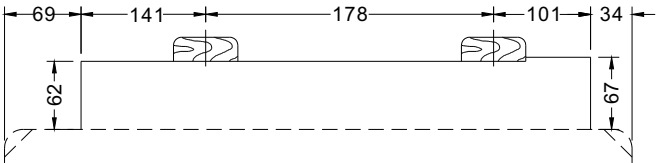


PL/PT ADLER : 767

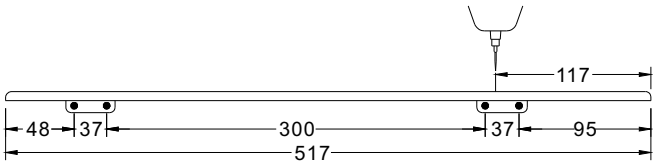
NO. P158-1AD767

		配 件 ACCESSORY	
		NO.701	
			NO.6 PL XL168 2:1 PT XL170 2:1
			
PT 基座配件 ACCESSORY FOR PT BASE		NO.703 A6-703-008	
			
		附鑽頭,牙攻	
NO.161 B1PT-16100-A			
NO.167 C3PT-16700			
NO.180A02 B1PT180A02			
B1PT-17905x2			
		NO.103 B2PL-10300 (FOR PL)	NO.135 B2PT-13500 (FOR PT)
			
		變速機軸套長 LENGTH OF BUSHING 2:1針距加大	NO.139 NO.140 NO.141 NO.142
			
		PL專用 EXCLUSIVE FOR PL	

PT用板圖 TABLE CUT-OUT FOR PT PULLERS



車床尺寸圖 SIZES OF SEWING MACHINE BED



其他用 PL/PT 標準品
WITH THE ABOVE EXCEPTIONS ALL PARTS ARE
THE SAME AS FOR THE PL/PT PULLERS.

