

008



**JUKI®**

**MODEL A0-8**

**PARTS \* BOOK**

**TOKYO JUKI INDUSTRIAL CO., LTD.**



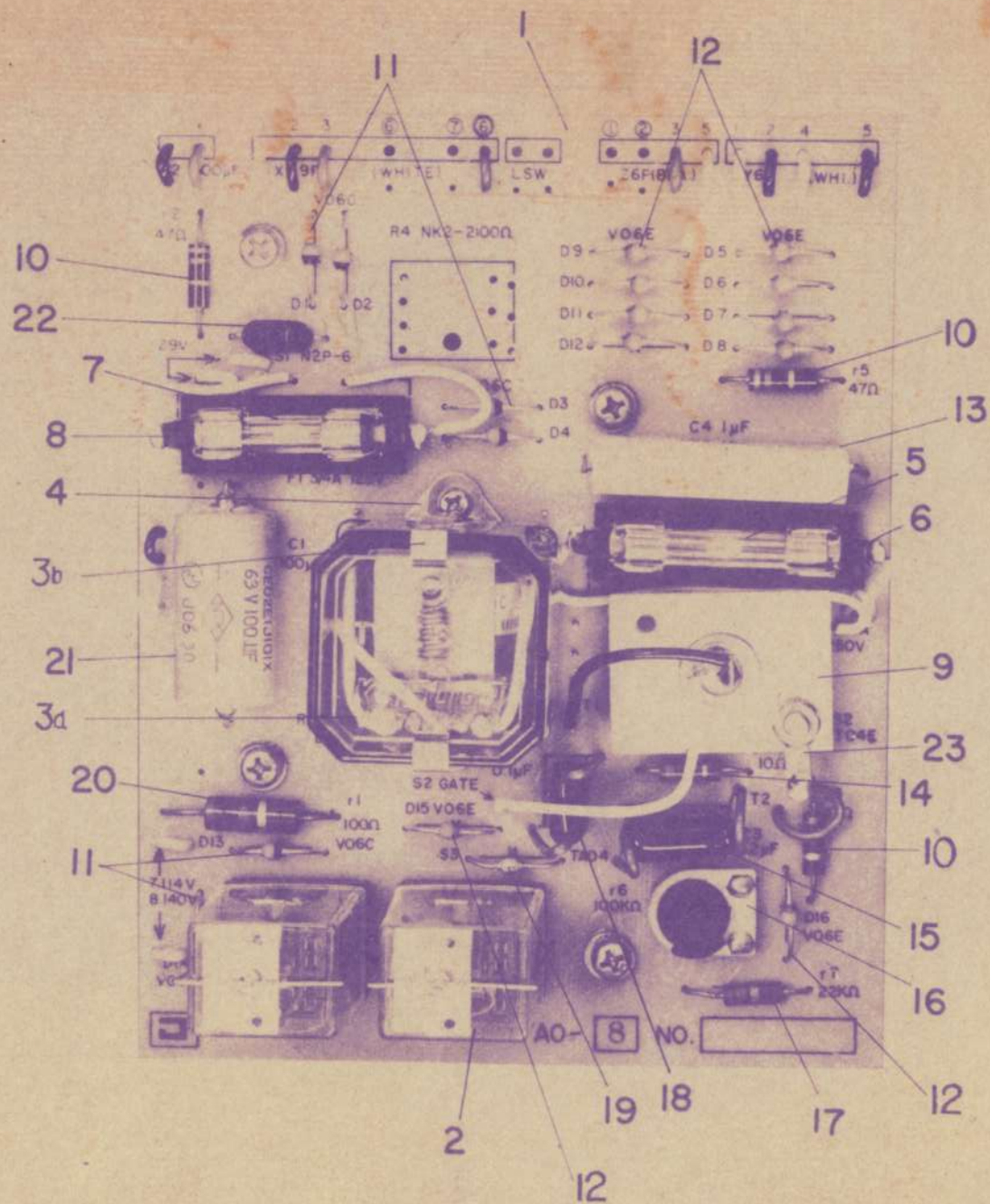




# 1. CONTROL BOX COMPONENTS

Ref.No.	Part No.	Description	Amt.Req.	Ref.No.	Part No.	Description	Amt.Req.
1	M-A07-1504-0A0	Control box	1	10	SM-4040811-ME	Ground wire set screw	1
2	D-6044-555-B00	. . . Cover	1		WS-0411002-KZ	. . . Spring washer	1
3	M-A07-1003-000	Name plate	1		WP-0450801-MZ	. . . Washer	2
4	SM-2042011-SA	Screw, for control box cover	4	11	M-A11-5042-000	4 pole receptacle, white	1
	D-6024-555-B00	. . . Washer	4	12	D-6028-555-B0B	9 pole receptacle, white	1
	D-6003-555-B00	. . . Fiber washer	4	13	M-A05-1501-00B	6 pole receptacle, black	1
5	D-6049-555-B00	Gasket	1	14	D-6029-555-B0B	6 pole receptacle, white	1
6	M-A07-1509-000	Transformer	1	15	M-A08-1554-0A0	3 core power source cord	1
	M-A07-1509-00B	Transformer (100,115V)	(1)	16	D-6017-555-B00	Electric wire, white	0.5m
7	SM-4051211-SE	. . . Screw	4		D-6018-555-B00	. . . ,Black	0.5m
	NM-6050011-OE	. . . Nut	4		D-6019-555-B00	. . . ,Red	0.5m
	WP-0550800-SE	. . . Washer	8		D-6020-555-B00	. . . ,Green	0.5m
	WS-0511302-KZ	. . . Spring washer	4	17	M-A07-1506-000	Condenser 300uF	1
8	SM-4040811-SE	Printed wire board set screw	4	18	SM-4030611-SE	. . . Set screw	2
	WP-0450800-SE	. . . Washer	4		WS-0310702-KZ	. . . Spring washer	2
	WS-0411002-KZ	. . . Spring washer	4		WP-0330500-SE	. . . Washer	4
9	D-6016-555-B00	Rubber bushing	1		NM-6030011-OE	. . . Nut	2








## 2. PRINTED WIRE BOARD COMPONENTS

Ref.No.	Part No.	Description	Amt.Req.	Ref.No.	Part No.	Description	Amt.Req.
1	M-A07-1510-000	Printed wire board	1	8	M-A07-1519-000	Fuse holder, for 3/4A fuse	1
2	M-A07-1507-000	Relay NK-2	2		SM-4031011-SF	. . . Screw	1
	M-A07-1508-000	. . . Socket	2		WP-0330500-SE	. . . Washer	2
	D-6082-555-B00	. . . . . Spacer	4		WS-0310702-KZ	. . . Spring washer	1
	SM-4031401-SE	Relay socket screw	4		NM-6030202-SE	. . . Nut	1
	WP-0260500-SE	. . . Washer	8	9	D-6088-555-BA0	Bidirectional-triode thyristor asm.	1
	WS-0260500-SE	. . . Spring washer	4		D-6091-555-B00	. . . Spacer	2
	NM-6030202-SE	. . . Nut	4		SM-4042011-SE	. . . Screw A	1
3 a	D-6014-555-B00	Relay SRP113-1	1		SM-4041211-RE	. . . Screw B	1
3 b	D-6086-555-B00	. . . Stopper	2		NM-6040012-OE	. . . Nut	2
4	D-6032-555-B00	. . . Socket	1		WP-0450800-SE	. . . Washer	2
	SM-4030811-SE	. . . . . Screw	2		WS-0411002-KZ	. . . Spring washer	2
	WP-0330500-SE	. . . . . Washer	4	10	M-A07-1505-000	Solid resistor 47 OHM.	3
	WS-0310702-KZ	. . . . . Spring washer	2	11	D-6061-555-B00	Diode V06C	6
	NM-6030011-OE	. . . . . Nut	2	12	D-6006-555-B00	Diode V06E	10
5	M-A07-1501-000	Fuse 1.5A	1	13	M-A07-1512-000	Condenser 1uF	1
6	M-A07-1503-000	. . . Holder	1	14	D-6010-555-B00	Solid resistor 10 OHM	1
	SM-4031011-SF	. . . . . Screw	1	15	D-6090-555-B00	Condenser 0.22uF	1
	WP-0330500-SE	. . . . . Washer	2	16	M-A07-1516-000	Semi-fixed resistor 100k OHM	1
	WS-0310702-KZ	. . . . . Spring washer	1	17	M-A07-1518-000	Solid resistor 22k OHM	1
	NM-6030202-SE	. . . . . Nut	1	18	M-A07-1520-000	Condenser 0.1uF	1
7	M-A07-1502-000	Fuse 3/4A	1	19	M-A07-1517-000	Trigger diode	1
				20	M-A07-1513-000	Solid resistor 100 OHM	1
				21	D-6058-555-B00	Condenser 100uF	1
				22	D-6054-555-B00A	Arc suppressor	1
				23	D-6092-555-B00	Terminal	1



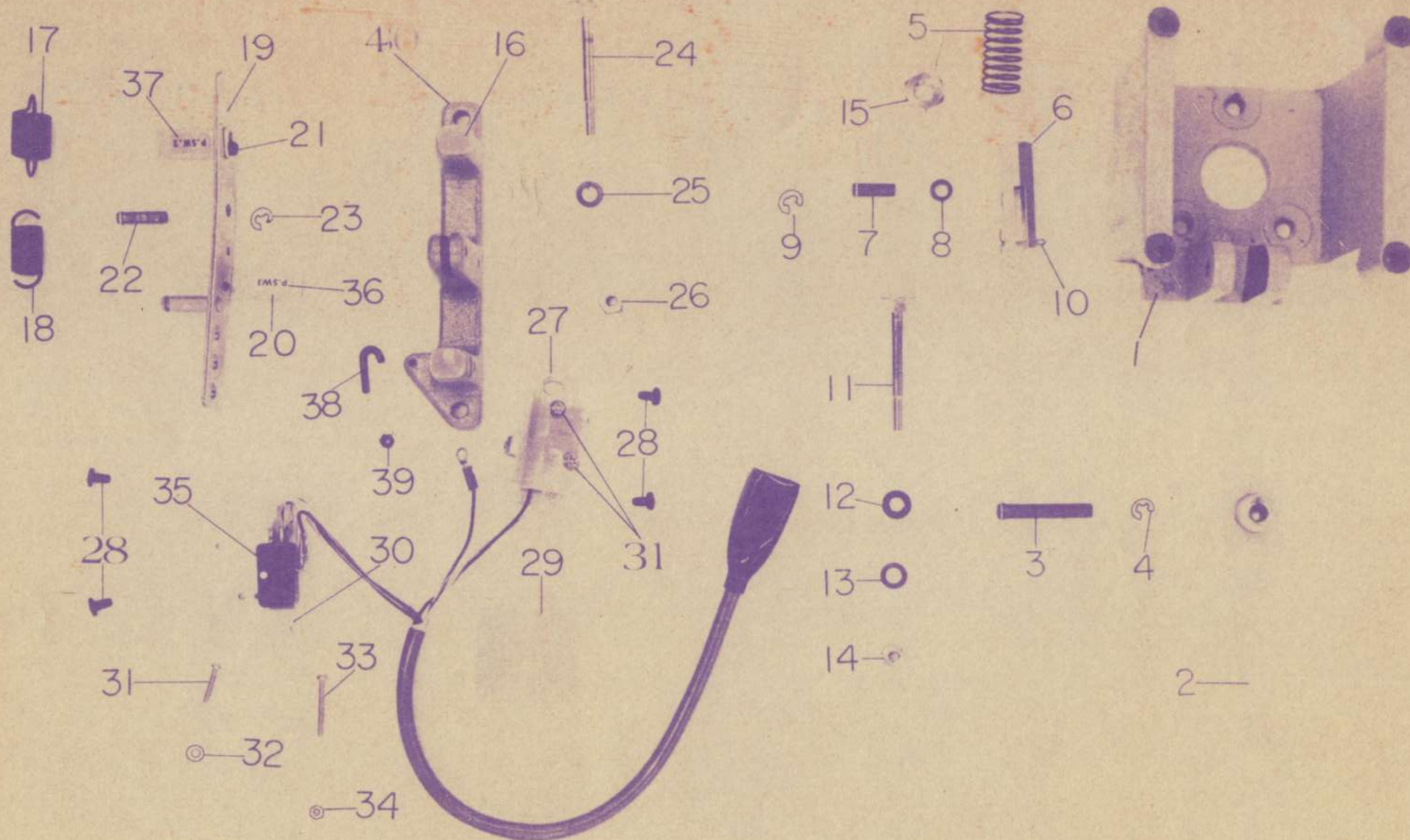




### 3. PEDAL & TABLE COMPONENTS

Ref.No.	Part No.	Description	Amt.Req.	Ref.No.	Part No.	Description	Amt.Req.
1	M-A08-1001-000	Table	1	17	B-7114-012-000	Connecting rod joint	1
2	M-A07-1009-000	Work clamp check lifting & starting magnet	2	18	SM-9081423-SE	. . . Screw	1
					NM-6080721-SE	. . . Nut	1
3	M-A07-1001-000	Magnet mounting base		19	B-8105-012-000	Pedal	1
4	SM-9062203-SB	Magnet screw	8	20	M-A07-2002-000	Upper connecting rod	1
	WP-0621016-SD	. . . Washer	8	21	M-A01-1108-N00	Pedal switch frame screw	
	WS-0621210-KR	. . . Spring washer	8	22	M-A01-2001-000	Pedal switch frame	
5	M-A07-1002-000	Lever		23	M-A01-1108-N00	Control box set bolt	4
6	M-A06-1001-000	Work clamp check lifting chain	1		D-6056-555-B00	. . . Rubber washer	8
7	M-A08-1002-000	Starting chain	1		NM-6060000-SB	. . . Nut	4
8	M-A08-1003-000	. . . Link	1		WP-0551626-SD	. . . Washer	4
9	M-A08-1004-000	. . . Shaft	1		WS-0621210-KR	. . . Spring washer	4
10	RE-0300000-KO	. . . . . Snap ring	2	24	MTK-440VSW00	Motor switch	1
11	B-7116-012-000	Lower connecting rod	1	25	M-A08-1552-0A0	Cord assembly, for magnet	
12	B-7133-012-000	Connecting rod spring	1	26	M-A08-1550-0A0	Cord assembly, for pedal switch	
13	B-8104-012-000	Pedal adjusting plate	1	27	M-A08-1553-0A0	Machine frame connecting cord	
14	SM-9061203-SE	. . . Screw	3	28	M-A07-1008-000	R 35 off-set link	1
	WP-0671016-SE	. . . Washer	3				
	WS-0621210-KR	. . . Spring washer	3				
	NM-6060001-SE	. . . Nut	3				
15	B-8125-012-000	Pedal bushing	2				
16	SM-9061203-SE	. . . Screw	4				








#### 4. PEDAL SWITCH & MAGNET COMPONENTS

Ref.No.	Part No.	Description	Amt.Req.	Ref.No.	Part No.	Description	Amt.Req.
1	M-A07-1001-000	Magnet mounting base	2	21	SS-7090710-SP	Switch pressing plate screw	2
2	M-A07-1002-0A0	Lever complete	2	22	M-A01-2002-000	Pedal lever shaft	1
3	M-A05-1004-000	Lever shaft	2	23	RE-0320610-KX	. . . Snap ring	2
4	RE-0400000-K0	. . . Snap ring	4	24	M-A01-1108-N00	Pedal switch frame screw	2
5	M-A07-1007-000	Spring, for magnet plunger	2	25	WS-0651510-KP	. . . Spring washer	2
6	M-A05-1005-000	Roller base	2	26	NM-6060000-SB	. . . Nut	2
7	M-A05-1006-000	Roller shaft	2	27	M-A05-2005-000	Pedal switch No.1 installing plate	1
8	M-A05-1007-000	Roller	2	28	SS-7110820-SP	. . . Screw, for N0.27 & 30	4
9	RE-0400000-K0	. . . Snap ring	4	29	M-A01-1602-N00	Switch insulating paper	2
10	PD-020180000	Roller base pin	2	30	M-A05-2002-000	Pedal switch No.2 installing plate	1
11	M-A01-1108-N00	Magnet screw	6	31	SM-4031601-SB	Micro-switch screw B	3
12	WP-0621016-SD	. . . Washer	6	32	WP-0330501-SB	. . . Washer	4
13	WS-0621210-KR	. . . Spring washer	6	33	SM-4032501-MB	Micro-switch screw C	1
14	NM-6060000-SB	. . . Nut	6	34	NM-6030001-MB	. . . Nut	1
15	NM-6100008-SB	Roller rock nut	2	35	M-A05-1503-000	Micro-switch	2
16	M-A07-2001-000	Pedal lever Rubber stopper	2	36	M-A01-1607-N00	Name plate P.SW.1	1
17	M-A01-2009-000	Pedal lever auxiriary spring	1	37	M-A02-1602-N00	Name plate P.SW.2	1
18	M-A07-2003-000	Pedal lever spring	1	38	B-2633-232-000	Hook, for lever auxiriary spring	1
19	M-A05-2003-0A0	Pedal lever complete	1	39	NS-6090310-SP	. . . Nut	1
20	M-A05-2001-000	Switch pressing plate	2	40	M-A01-2001-000	Pedal switch frame	1








## 5. MACHINE FRAME COMPONENTS

Ref.No.	Part No.	Description	Amt.Req.
1	M-A02-1009-000	S.SW.2 installing base	1
2	SM-4031601-SB	Micro-switch screw B	2
3	WP-0330501-SB	. . . Washer	2
4	SS-7110820-SP	Screw, for No.1	2
5	M-A01-1602-N00	Switch insulating paper	3
6	M-A05-1503-000	Micro-switch	3
7	SS-7110820-SP	Screw, for closure	1
8	M-A02-1013-000	S.SW.1 attaching base	1
9	SS-7110820-SP	. . . Screw	2
10	M-A01-1514-000	S.SW.1 actuator	1
11 a	SM-4032501-MB	Micro-switch screw C	1
	NM-6030001-MB	. . . Nut	3
	WP-0330501-SB	. . . Washer	2
	WT-0320001-KO	. . . Teethed washer	2
12	M-A02-1010-000	B.SW. installing base	1
13	SS-7110820-SP	. . . Screw	2
14	SM-4031601-SB	Micro-switch screw B	2
	WP-0330501-SB	. . . Washer	2
15	M-A02-1011-000	Spring, for B.SW.	1
16	M-A02-1017-000	Presser plate, for B.SW. spring	1
17	SS-4091010-SP	Screw, For No.15	2
18	M-A02-1020-000	Side plate, for S.SW.2	1
19	M-A01-1034-000	Spring, for S.SW. 2	1
20	M-A01-1033-000	. . . Installing base	1
21	SS-7080510-SP	Screw, for No.19	2
22	SS-7091110-SP	Screw, for No. 20	2
23	NS-6090310-SP	Nut, for No.18	2
24	M-A05-1502-000	Connector installing plate	1
25	SK-3241601-SB	. . . Screw	2
26	M-A02-1508-000	Name plate S.SW.2	1
27	M-A02-1509-000	Name plate S.SW.1	1
28	M-A01-1543-000	Name plate B.SW.	1
11 b	SM-4032001-SB	Screw A , for micro-switch	1
29	SS-5080710-SP	Closure screw B	1







# 6. CORD ASSEMBLY

Ref.No.	Part No.	Description	Amt.Req.
1	M-A08-1550-0A0	Cord assembly, for pedal	1
2	M-A08-1551-0A0	Cord assembly, for machine frame	1
3	M-A08-1552-0A0	Cord assembly, for magnet	1
4	M-A08-1553-0A0	Machine frame connecting cord	1





## **TOKYO JUKI INDUSTRIAL CO.,LTD.**

Head Office & Plant, 2-1, 8-chome, Kokuryo-cho, Chofu-shi, Tokyo, Japan  
Business Office: 23, Kabuki-cho, Shinjuku-ku, Tokyo, Japan  
Cable Address: JUKI TOKYO      Tefex: 232-2301 JUKI SHINJUKU TOK

Printed in Japan